

SINGER
99W111

LIST OF PARTS



MACHINE No. 99wIII

THE SINGER MANUFACTURING COMPANY

INDEX

	Page
Accessories	36
Buttonhole Cutting Blocks	43
" " Knives	43
Counter Shaft Driving Pulleys	48
Driving Equipment	37
Machine No. 99wIII	5
Numerical List of Parts	51
Pattern Wheels	44
Shaft Pulleys	49
Singer Knife Trueing Fixture	50
Thread Lubricating Cup	50
" Unwinder	37

From the library of: Diamond Needle Corp

INSTRUCTIONS FOR ORDERING

In ordering from this list, use **ONLY** the **PART** number in the **FIRST** column.

The number stamped on a Sewing Machine Part is the number of the Single Part only, except when the part includes Set Screws, Clamping Screws, Studs and Rollers Spun on, Small Wires riveted, or Parts soldered together, etc., which it is necessary to furnish in combination.

Every combination of parts sent out has its specific number which, although not stamped on Parts (except in above case), must be used when ordering the combination.

Each number always indicates the **SAME PART** in whatever list it appears, or for whatever Machine.

The letters after some of the numbers indicate the style of finish only, as follows:

- A. Hardened, Polished and Plated.
- B. Polished and Plated.
- C. Hardened only.
- D. Polished only.
- E. Soft, not polished.
- F. Hardened and Polished.
- H. Blued.
- J. Nickel Plated only.
- R. Merlized.
- Y. Black Nickel Plated only.

These letters **MUST BE USED** when they appear in the list and **AFTER** the number, as in the list.

In this series


200001 to 201500 and 350001 to 351500 are Screw Numbers.
 201501 to 201800 and 351501 to 351800 are Nut Numbers.
 201801 to 202000 and 351801 to 352000 are Roller Numbers.
 202001 to 350000 are Numbers of Machine Parts.

The figures in the second column refer only to the plate in which the illustration of the part is shown and are **NOT TO BE USED** in ordering.

Two or more numbers over a cut indicate that the difference between such parts is not visible in an illustration.

Parts marked with an asterisk (*) are furnished only when repairs are made at the factory.

LIST OF PARTS COMPLETE FOR



From the library of: Diamond Needle Corp

MACHINE No. 99wIII AUTOMATIC EYELET END BUTTONHOLE MACHINE, FOR CLOTHING.

Makes Buttonholes from 5/8 to 1 1/8 in. long; also
 Straight Lapel Buttonholes.
 Cuts The Hole After Stitching.

No.	Plate	Name
*256041	-----	Arm
204235	13811	" Position Pin (2)
200020E	13811	" Screw (4)
232488	14351	" Shaft
232489	15451	" " Bevel Gear (order Position Screw or Set Screw as required)
232244	13811	Arm Shaft Bevel Gear Position Pin
350223E	15449	" " " " Screw
453E	16314	" " " " Set Screw
232002	15451	" " Bushing (back) with 202260
232490	15451	" " " (front) with 202260
202260	-----	" " " Oil Packing (wick)
200100E	13811	" " " Screw (4)

No.	Plate	Name
232003	15451	Arm Shaft Hand Wheel with two 200341C
200341C	15449	" " " " Set Screw
150D	15449	" " Screw
250002	15453	" Side Cover
200110D	13811	" " " Screw
*256042	-----	Bed with 250078,255509 to 255512,two each 127D,40025 and eight 50168E
250009	-----	Bed End Cover
232025	13811	" " " Catch (2)
232026	13811	" " " " Position Pin (2)
250010	13811	" " " " Releaser (2)
204264	13811	" " " " Stop Pin (2)
200047D	13811	" " " " Screw (2)
201531H	15449	" " " " Nut (2)
250011	13811	" " " Support (left)
250012	13811	" " " " (right)
457C	13811	" " " " Set Screw (2)
250013	-----	" Extension
250397	13811	" " Position Pin (2)
134D	13811	" " Screw (4)
250014	15452	" Shaft
255521	15451	" " Bevel Gear with two 453C
232719	15449	" " " " Position Pin (2)
453C	16314	" " " " Set Screw
232030	15451	" " Bushing (back) with 202260
202260	-----	" " " " Oil Packing (wick)
232821	13811	" " " " Tube (brass)
230795	13811	" " " " Pin
200100E	13811	" " " " Screw (2)
250015	15451	" " " " (front)
255527	15451	" " " " Oil Tube (brass)
250451	15449	" " " " " Bracket
330D	15449	" " " " " " Screw
232244	13811	" " " " Position Pin
200100E	13811	" " " " Screw (2)
250017	15449	" " Collar with two 1258E (2)
1258E	15449	" " " " Set Screw
232725	13811	Belt Guard
9D	13811	" " Screw
255337	16347	Buttonhole Cutting Block (steel) 1 in. (eye)
350111C	15449	Buttonhole Cutting Block Pinch Screw
250468	15449	" " " " " "
		Washer
1281E	15449	Buttonhole Cutting Block Stop Screw
256043	15452	" " Carrier Cam with 200364C
40025	16314	" " " " Position Pin
200364C	15481	Buttonhole Cutting Carrier Cam Set Screw

No.	Plate	Name
256044	15453	Buttonhole Cutting Carrier Lever with 990D,201524E,350377C and 351860
50031C	15449	Buttonhole Cutting Carrier Lever Adjusting Screw Stud
201711C	16340	Buttonhole Cutting Carrier Lever Adjusting Screw Stud Nut
39541	16314	Buttonhole Cutting Carrier Lever Adjusting Screw Stud Nut Washer
250022	15449	Buttonhole Cutting Carrier Lever Adjusting Screw Stud Sleeve
351860	15449	Buttonhole Cutting Carrier Lever Roller
990D	15449	" " " " " "
		Cap Screw
350377C	15449	Buttonhole Cutting Carrier Lever Roller Screw Stud
201524E	15449	Buttonhole Cutting Carrier Lever Roller Screw Stud Nut
232038	15449	Buttonhole Cutting Carrier Lever Slide Block
250023	15449	Buttonhole Cutting Disengaging Lever
57C	15449	" " " " " "
		Hinge Screw
203213	15449	Buttonhole Cutting Disengaging Lever Spring
250592	16342	Buttonhole Cutting Disengaging Push Rod
2273	16340	" " " " " "
		Pin
255171	15452	Buttonhole Cutting Driving Wheel with 446E
255544	16314	Buttonhole Cutting Driving Wheel Lock
232044	16314	" " " " " "
		Spring
200051E	16314	Buttonhole Cutting Driving Wheel Lock Spring Screw
228026	16314	Buttonhole Cutting Driving Wheel Lock Spring Screw Washer
255545	16340	Buttonhole Cutting Driving Wheel Lock Stop Plate
162D	16340	Buttonhole Cutting Driving Wheel Lock Stop Plate Screw (2)
255546	16340	Buttonhole Cutting Driving Wheel Lock Stop Plate Screw Washer (2)
232150	16314	Buttonhole Cutting Driving Wheel Position Pin
446E	15449	Buttonhole Cutting Driving Wheel Set Screw
255347	16347	Buttonhole Cutting Knife (.126 x .200 eye)
250027	16340	Buttonhole Cutting Knife Adjusting Block

From the Library of: Diamond Needle Corp

No.	Plate	Name
1100D	16340	Buttonhole Cutting Knife Adjusting Block Screw
250474	16340	Buttonhole Cutting Knife Base Plate
201474E	16340	" " " " Ad-justing Screw (2)
1454E	16340	Buttonhole Cutting Knife Base Plate Screw
250475	15449	Buttonhole Cutting Knife Clamping Lever
350114C	16340	" " " " Hinge Screw
250030	16340	Buttonhole Cutting Knife Clamping Plate
254155	15452	" " Lever (lower) with 251269 and 251270
250032	15451	Buttonhole Cutting Lever (lower) Cam with 453C
40025	16314	Buttonhole Cutting Lever (lower) Cam Position Pin
453C	16314	Buttonhole Cutting Lever (lower) Cam Set Screw
250033	15452	Buttonhole Cutting Lever (upper) with 232482, 250468, 350111C and two 232483
251271	15451	Buttonhole Cutting Lever (upper) Cam with 453C
40025	16314	Buttonhole Cutting Lever (upper) Cam Position Pin
453C	16314	Buttonhole Cutting Lever (upper) Cam Set Screw
250464	15453	Buttonhole Cutting Lever Bracket with 200089D
250465	15453	Buttonhole Cutting Lever Bracket Arm
50027E	15454	" " " " Screw
250530	-----	Buttonhole Cutting Lever Bracket complete, Nos. 250464, 250465 and two 50027E
255152	16342	Buttonhole Cutting Lever Bracket G1b (left)
250037	16342	Buttonhole Cutting Lever Bracket G1b (right)
232380	15454	Buttonhole Cutting Lever Bracket G1b Adjusting Plate (2)
219E	15454	Buttonhole Cutting Lever Bracket G1b Adjusting Plate Screw (4)
206482	15454	Buttonhole Cutting Lever Bracket G1b Adjusting Plate Screw Washer (4)
350304E	15454	Buttonhole Cutting Lever Bracket G1b Screw (left) (3)
201176E	15454	Buttonhole Cutting Lever Bracket G1b Screw (right) (3)
250038	15454	Buttonhole Cutting Lever Hinge Stud

No.	Plate	Name
200089D	15454	Buttonhole Cutting Lever Hinge Stud Set Screw
251268	15454	Buttonhole Cutting Lever Spring
251269	15454	" " " " Bracket (lower)
251270	15454	Buttonhole Cutting Lever Spring Bracket (lower) Pin
232482	15454	Buttonhole Cutting Lever Spring Bracket (upper)
232483	15454	Buttonhole Cutting Lever Spring Bracket (upper) Pin
250039	15453	Buttonhole Cutting Pressure Wedge with 232056
*201155D	-----	Buttonhole Cutting Pressure Wedge Adjusting Screw
250538	15454	Buttonhole Cutting Pressure Wedge Adjusting Screw, 201155D with 2073, 201672E, 232054 and 232055
232054	15454	Buttonhole Cutting Pressure Wedge Adjusting Screw Collar
232055	15454	Buttonhole Cutting Pressure Wedge Adjusting Screw Collar Position Pin
232466	15454	Buttonhole Cutting Pressure Wedge Adjusting Screw Lock Spring
662D	15454	Buttonhole Cutting Pressure Wedge Adjusting Screw Lock Spring Screw
201672E	15454	Buttonhole Cutting Pressure Wedge Adjusting Screw Nut
2273	16340	Buttonhole Cutting Pressure Wedge Adjusting Screw Nut Pin
232056	15454	Buttonhole Cutting Pressure Wedge Boss
232057	15454	" " " " Post with 662D and 232466
200122H	15454	Buttonhole Cutting Pressure Wedge Post Screw
256182	15468	Buttonhole Cutting Shaft
255131	15452	" " " " Hand Crank with 350289C
350290H	15454	Buttonhole Cutting Shaft Hand Crank Cap Screw
350289C	15454	Buttonhole Cutting Shaft Hand Crank Position Screw
255132	15455	Buttonhole Cutting Shaft Hand Crank Washer
255133	-----	Buttonhole Cutting Shaft Pulley (loose) with 255021, 255144, 255158, 255168, two each 172D, 183C, 235404, four 210750 and eight 232817
256002	15453	Buttonhole Cutting Shaft Pulley Bushing
255168	15455	" " " " Oil Cup

No.	Plate	Name
232817	15455	Buttonhole Cutting Shaft Pulley Stud
256003	16343	" " " Support Bracket
250397	13811	" " " " "
		Position Pin (2)
145E	15455	Buttonhole Cutting Shaft Support Bracket Screw (2)
250042	15452	Buttonhole Cutting Starting Lever with 201085C
232718	15453	Buttonhole Cutting Starting Lever Hinge Stud
200530E	15455	Buttonhole Cutting Starting Lever Hinge
232064	15455	" " " " Latch
350148D	15455	" " " " "
		Hinge Screw
201531E	15449	Buttonhole Cutting Starting Lever Latch Hinge Screw Nut
232065	15455	Buttonhole Cutting Starting Lever Latch Spring
202118E	15455	Buttonhole Cutting Starting Lever Latch Spring Screw Stud (2)
200E	15455	Buttonhole Cutting Starting Lever Latch Stop Screw
250043	13756	Buttonhole Cutting Starting Lever Plate
200577XC	13756	" " " " "
		Screw (2)
201085C	13756	Buttonhole Cutting Starting Lever Restoring Screw Stud
250456	15455	Buttonhole Cutting Starting Lever Safety Plate
208E	15456	Buttonhole Cutting Starting Lever Safety Plate Screw (2)
250044	13756	Buttonhole Cutting Starting Lever Spring
350105E	15455	Buttonhole Cutting Starting Lever Spring Screw Stud
250045	13756	Buttonhole Cutting Trip Lever with 460C
250046	13756	" " " " Bracket
232154	15455	" " " " "
		Position Pin (2)
161D	13756	Buttonhole Cutting Trip Lever Bracket Screw (2)
2049	13756	Buttonhole Cutting Trip Lever Position Pin
250047	13756	Buttonhole Cutting Trip Lever Safety with 237F
232343	13756	Buttonhole Cutting Trip Lever Safety Lever Position Pin
237F	13756	Buttonhole Cutting Trip Lever Safety Lever Set Screw
460C	13756	Buttonhole Cutting Trip Lever Set Screw

No.	Plate	Name
250048	13756	Buttonhole Cutting Trip Lever Shaft
250049	13756	" " " " Spring
201432C	13756	" " " " Screw Stud
1521J	13756	" " " " Nut
255062	15455	" " " " " Shim
		(.010 in. thick)
255063	15455	Buttonhole Cutting Trip Screw Stud Shim
		(.025 in. thick)
*256004	-----	Driving Wheel (loose)
256026	15452	" " " 256004 with 250398 and 256091
256005	15453	Driving Wheel with 200383C
256007	15455	" " Clutch Stud (made in .212, .213, .214 and .215 in. diam. state size required)
8873	15455	Driving Wheel Position Pin
200383C	15455	" " Set Screw
256006	15453	" " Stop Cam
251025	15451	" " " " Position Collar
		with 1036C
1036C	15455	Driving Wheel Stop Cam Position Collar Set Screw
250417	15455	Driving Wheel Stop Cam Spring
200096D	15455	" " " " " Position Screw
232530	15453	Face Plate
641D	13811	" " " Screw (2)
232521	15459	Feed Adjusting Gear
250052	15459	" " " " Bracket
250053	15462	" " " " Clamping Post
690D	13899	" " " " " " "
		Screw (2)
350113C	13899	Feed Adjusting Gear Bracket Clamping Screw
250473	13899	Feed Adjusting Gear Bracket Clamping Screw Washer
201428C	13899	Feed Adjusting Gear Screw Stud
1518J	13899	" " " " " Nut
250054	15459	" Driving Gear (intermediate) with 457C
232721	13899	Feed Driving Gear (intermediate) Position Pin
457C	13811	Feed Driving Gear (intermediate) Set Screw
250055	13899	Feed Driving Gear (intermediate) Shaft
256501	16343	" Wheel with three 232382
250057	15456	" " Driving Pawl (3)
201385C	15456	" " " " Hinge Screw (3)
250058	15456	" " " " Spring (3)
232382	13756	" " " " " Pin

No.	Plate	Name
1449H	15456	Feed Wheel Driving Pawl Spring Screw (3)
350071E	15456	Feed Wheel Friction Ring Adjusting Screw
201522E	15456	Feed Wheel Friction Ring Adjusting Screw Lock Nut
232131	15456	Feed Wheel Friction Ring Adjusting Screw Washer (2)
250059	15459	Feed Wheel Friction Ring Bracket
200070C	15456	" " " " " Screw (2)
250060	15459	" " " " " Section (long)
250061	15459	" " " " " (short)
232135	15456	" " " " " Spring
256045	15452	" " " " " Ring
256046	15456	" " " " " Gib (3)
209F	15456	" " " " " Screw (6)
201362C	15456	" " " " " Screw Stud
250418	15459	Finger Starting Lever with 250435 and 250436
250419	15456	Finger Starting Lever Hinge Block
350080D	15456	" " " " " " Hinge Screw
250420	15459	Finger Starting Lever (intermediate)
255080	15456	" " " " " Bracket with 208E and 991C
208E	15456	Finger Starting Lever (intermediate) Bracket Pinch Screw
158E	13865	Finger Starting Lever (intermediate) Bracket Screw
72D	15456	Finger Starting Lever (intermediate) Hinge Screw
646F	15456	Finger Starting Lever (intermediate) Operating Stud
251292	15456	Finger Starting Lever (intermediate) Operating Stud Collar with 646F
2273	16340	Finger Starting Lever (intermediate) Operating Stud Collar Position Pin
200097C	15456	Finger Starting Lever Screw
228026	16314	" " " " " Washer
251518	15457	" " " " " Spring
250435	15457	" " " " " Stud (back)
250436	15457	" " " " " (front)
232539	13899	Intermittent Feed Driving Wheel with two 465C
*256047	-----	Intermittent Feed Driving Wheel Bracket
232244	13811	" " " " " " Position Pin (2)
129E	13899	Intermittent Feed Driving Wheel Bracket Screw (4)

No.	Plate	Name
250589	15457	Intermittent Feed Driving Wheel Driving Stud
204648	13899	Intermittent Feed Driving Wheel Driving Stud Position Pin
232541	13899	Intermittent Feed Driving Wheel Position Pin
465C	13899	Intermittent Feed Driving Wheel Set Screw
232542	13899	Intermittent Feed Driving Wheel Shaft
250063	13899	" " " " " " Gear with 465C
232721	13899	Intermittent Feed Driving Wheel Shaft Gear Position Pin
465C	13899	Intermittent Feed Driving Wheel Shaft Gear Set Screw
253615	15457	Loop Retainer (left)
256049	15457	" " " " " Carrier
256050	15457	" " " " " (right)
256051	15457	" " " " " Carrier
256068	15457	" " " " " Adjusting Block (2)
256052	15462	" " " " " Cam with 447E
40025	16314	" " " " " Position Pin
447E	15457	" " " " " Set Screw
256070	15457	" " " " " Carrier Link (2)
201431C	15457	" " " " " " Screw (4)
256071	15457	" " " " " Shaft
256072	15457	" " " " " Collar
739E	16340	" " " " " " Set Screw
256008	15457	" " " " " Driving Bar
201726C	15457	" " " " " Adjusting Nut (3)
256009	15457	" " " " " " Washer (2)
201726C	15457	Loop Retainer Driving Bar Lock Nut
350388H	15457	" " " " " Screw (2)
250491	15457	" " " " " Washer (2)
250074	15457	" " " " " Shim (.005 in. thick)
250449	15457	" " " " " (.010 in. thick)
280450	15457	" " " " " (.020 in. thick)
250537	15457	" " " " " (.030 in. thick)
256010	15462	" " " " " Slide with 201943
250076	15458	" " " " " Gib (lower) (2)
250077	15458	" " " " " (upper) (2)
190D	15458	" " " " " Screw (6)
*250078	-----	" " " " " Guide Extension
40025	16314	" " " " " " Position Pin (2)
127D	15458	Loop Retainer Slide Guide Extension Screw (2)
201896	15458	Loop Retainer Slide Roller
201943	-----	" " " " " " 201896 with 250429

No.	Plate	Name
250429	15458	Loop Retainer Slide Roller Stud
256053	15459	Looper Bracket with 735E
253472	15458	" (non-threaded)
252507	15458	" (threaded)
201722C	15458	" Bracket Adjusting Nut
201722C	15458	" " " " Locking Nut
23421	15458	" " Dogging Hole Plug (leather)
250082	15462	" " Frame Chip Guard
401D	15458	" " " " " Screw (2)
232555	16340	" " Rotating Gear with 906E
250084	16340	" " " " Position Pin
906E	16340	" " " " Set Screw
250085	15458	" Carrier
201433C	15458	" " Hinge Screw
250086	15458	" " Link
201099C	15458	" " " Hinge Screw (2)
256011	15458	" Driving Bar
201727C	15458	" " Adjusting Nut (4)
256012	15458	" " " " Washer (2)
256013	15460	" " Connection with 1120C
1120C	15458	" " " Set Screw
250089	15458	" " " Slide Rod
250090	15458	" " " " Bushing (lower)
250091	15458	Looper Driving Connection Slide Rod Bushings (upper)
256015	15460	Looper Driving Crank
256016	15460	" " " Bushing
200089E	15454	" " " " Screw (2)
256017	15460	" " " Link
250094	15460	" " " Gear with 735E
250095	15460	" " " " Position Pin
735E	16340	" " " " Set Screw
199C	15460	" " " Link Cap Screw
350278C	15460	" " " " Hinge Screw
250097	15462	" " Disc
256014	15460	" " " Bearing
51311E	15460	" " " " Screw (3)
350365C	15460	" " " Cap Screw
250098	15462	" " Gear
176D	15460	" " " Screw (3)
201898	15460	" " Roller
201953	-----	" " " 201898 with 201144E and 250099 (2)
201144E	15460	Looper Driving Roller Cap Screw
250099	15460	" " " Stud
256016	15452	" Frame
250462	15460	" " Chip Guard
232866	15461	" " Position Pin (2)
201082E	15461	" " Screw (3)

No.	Plate	Name
190D	15458	Looper Screw (2)
250101	15461	" " Washer (2)
232270	15461	" Thread and Cord Clamping Spring (long)
232271	15461	Looper Thread and Cord Clamping Spring (short)
200186B	15461	Looper Thread and Cord Clamping Spring Screw
232272	15461	Looper Thread and Cord Cutter
200186B	15461	" " " " " Screw
256054	15461	" " Controller
256055	15461	" " " Bracket (adjustable)
1423D	15461	" " " " " " Screw (2)
217D	15461	Looper Thread Controller Screw (2)
18859	15461	" " Guide
32012	15461	" " Tension Disc (2)
253530	15461	" " " Releaser
253531	15468	" " " " Lever
350224E	15461	" " " " " Hinge Screw
253532	15458	" " " " " Rod
253535	15464	" " " " " Collar with 237F (2)
237F	13756	Looper Thread Tension Releaser Lever Rod Collar Set Screw
251170	15461	Looper Thread Tension Releaser Lever Spring
1550J	15461	Looper Thread Tension Releaser Nut
7071	15461	" " " " " Washer
253534	15461	" " " " " Operating Cam Block with 219F
219F	15454	Looper Thread Tension Releaser Operat- ing Cam Block Set Screw
253533	15464	Looper Thread Tension Releaser Opera- ting Lever with 237F
237F	13756	Looper Thread Tension Releaser Opera- ting Lever Set Screw
232515	15464	Looper Thread Tension Spring
1043C	15464	" " " Stud
171E	15464	" " " " Set Screw
1560C	15464	" " " Thumb Nut
232516	15452	" " Tube (brass)
251622	15464	" " " Bracket (2)
190D	15458	" " " " Screw (2)
256056	15464	Lower Cord Leader
217E	15461	" " " Screw
253613	15464	" " " Tension Spring
590E	15464	" " " " Screw (2)
32012	15461	" " Tension Disc (2)
232515	15464	" " " Spring

From the Library of: Diana and Needle Co.

No.	Plate	Name
637C	15464	Lower Cord Tension Stud
1560C	15464	" " " Thumb Nut
232516	15452	" " Tube (brass)
250105	15462	Needle Bar Driving Crank with 200394C and two 200382C
40025	16314	Needle Bar Driving Crank Position Pin
200394C	15464	" " " " Set Screw
256183	15462	" Driving Bar with 620C
232177	15464	" " " Bushing
232176	15464	" " " Collar with 200083E
200083E	15464	" " " Pinch Screw
232178	15464	" " " Link
232709	15464	" " " Hinge Stud with 222598
222598	-----	Needle Driving Bar Link Hinge Stud Oil Packing (wick)
200382C	15464	Needle Driving Bar Link Hinge Stud Set Screw
250108	15464	Needle Driving Bar Swivel with 210933
210933	-----	" " " " Oil Packing (wick)
256057	15464	Needle Guard
230E	15464	" " Screw
230E	15464	" " " (support end)
256180	15464	" Holder with 904F
201482D	15465	" " Gauge Plate Adjusting Screw
250112	15465	" " " Block
201670C	15465	" " " Adjusting Nut
201670C	15465	" " " Lock Nut
256066	15462	Needle Holder Gauge Plate Block Bushing
181D	15465	" " " " " "
		Screw (3)
256059	15465	Needle Holder Gauge Plate Body
256060	15465	" " " " Center Plate (for narrow bight)
350379D	15465	Needle Holder Gauge Plate Clamping Screw
1550J	15461	Needle Holder Gauge Plate Clamping Screw Nut
200118F	15465	Needle Holder Gauge Plate Screw (2)
256061	15465	" " " Shim
256064	15465	" " " Side Plate (left)
256062	15465	Needle Holder Gauge Plate Side Plate (right)
256063	-----	Needle Holder Gauge Plate (for narrow bight) complete, Nos. 256059, 256060, 256062, 256064, two each 1550J, 256061 and 350379D

No.	Plate	Name
208E	15456	Needle Holder Screw (2)
256181	15465	" " Slide
256068	15465	" " " Lever with 256069 and 351861
350147C	15465	Needle Holder Slide Lever Hinge Screw
351861	15465	" " " " Roller
256069	15465	" " " " Stud
256203	16340	" " " " Stud
350416C	16340	" " " " Screw
256204	16340	" " " " Washer
256184	15465	" " " Stud
620C	15465	" " " Set Screw
250117	16340	" Rotating Gear with 735E
250118	16340	" " " Key
735E	16340	" " " Set Screw
904F	15465	" Set Screw
250119	15466	" Thread Guide
232792	15462	" " Leader
1664E	15466	" " " Nut
256200	15466	" " Pull-off (adjustable)
1550J	15461	" " " Lock Nut
256070	15468	" " Take-up with 201374E and 201937
256072	16343	Needle Thread Take-up Bracket
256073	16343	" " " Cover
1423F	15461	" " " " Screw (4)
250399	15461	" " " Position Pin
161D	13756	" " " " Screw (2)
256074	15462	" " " Cam with two 457C
232721	13899	" " " Position Pin
457C	13811	" " " Set Screw
256075	15462	" " " Shaft
232673	15462	" " " Gear
40025	16314	" " " " Position Pin
448C	16340	Needle Thread Take-up Cam Shaft Gear Set Screw
350268C	15466	Needle Thread Take-up Hinge Screw
201873	15466	" " " Roller
201937	-----	" " " 201873 with 201144E and 232686
201144E	15460	Needle Thread Take-up Roller Cap Screw
232686	15466	" " " Stud
201374E	16340	" " " " Cap Screw
256071	15466	" " " Thread Guide
1423F	15461	" " " " Screw (2)
32012	15461	" " Tension Disc (2)
991C	15466	" " " Releasing Adjusting Screw
1550J	15461	Needle Thread Tension Releasing Adjusting Screw Nut

No.	Plate	Name
256076	15468	Needle Thread Tension Releasing Arm
974F	15466	" " " " " "
		Hinge Screw
256189	15466	Needle Thread Tension Releasing Block with 200E
200E	15455	Needle Thread Tension Releasing Set Screw
240D	15466	Needle Thread Tension Releasing Block Stop Screw
32572	15466	Needle Thread Tension Releasing Disc
256077	16343	" " " " Lever
255010	16343	" " " " Bracket
200346C	15449	" " " " " "
		Adjusting Screw
145E	15455	Needle Thread Tension Releasing Lever Bracket Screw (lower)
200062H	15466	Needle Thread Tension Releasing Lever Bracket Screw (upper)
35D	15466	Needle Thread Tension Releasing Lever Hinge Screw
255011	15466	Needle Thread Tension Releasing Lever Spring
39635	15466	Needle Thread Tension Releasing Pin
256190	15466	" " " " Rod
256191	15466	" " " " Bracket
190D	15458	" " " " " "
		Screw (2)
256020	15466	Needle Thread Tension Releasing Rod Plate
792D	15466	Needle Thread Tension Releasing Rod Plate Screw (2)
208E	15456	Needle Thread Tension Releasing Rod Screw
350399C	15467	Needle Thread Tension Stud
256185	15466	" " " Spring
1560C	15464	" " " Thumb Nut
250140	15466	" Vibrating Adjusting Link
741C	15467	" " " Hinge Screw
350076C	15467	" " " Stud
1671C	15467	" " " Nut
39532	15467	" " " Sleeve
255126	15462	" " Bell Crank
250142	15468	" " " Connection
*38444	-----	" " " End Bearing (back)
38446	15467	Needle Vibrating Bell Crank Connection End Bearing 38444 with 42524, 50016C and two 175E
50016C	15467	Needle Vibrating Bell Crank Connection End Bearing (back)

No.	Plate	Name
1636E	15467	Needle Vibrating Bell Crank Connection End Bearing (back) Ball Screw Stud Nut
*42524	-----	Needle Vibrating Bell Crank Connection End Bearing (back) Cap
175E	15467	Needle Vibrating Bell Crank Connection End Bearing (back) Cap Screw
1698C	15449	Needle Vibrating Bell Crank Connection End Bearing (back) Check Nut
*38443	-----	Needle Vibrating Bell Crank Connection End Bearing (front)
250143	15467	Needle Vibrating Bell Crank Connection End Bearing 38443 with 42525, 201449C and two 175E
201449C	15467	Needle Vibrating Bell Crank Connection End Bearing (front) Ball Screw
*42525	-----	Needle Vibrating Bell Crank Connection End Bearing (front) Cap
175E	15467	Needle Vibrating Bell Crank Connection End Bearing (front) Cap Screw
1697C	15467	Needle Vibrating Bell Crank Connection End Bearing (front) Check Nut
350282C	15467	Needle Vibrating Bell Crank Hinge Screw
256078	15469	" " Lever
256079	15467	" " " Hinge Stud
443C	15467	" " " Set Screw
256178	15469	" " Ring with 462C
232421	15467	" " " Guide Stud
200083C	15464	" " " Set Screw
232343	13756	" " " Position Pin
462C	15467	" " " Set Screw
256179	15467	" " Rod
250146	15468	" " " Guide with 1230E
232343	13756	" " " Position Pin
1230E	15467	" " " Set Screw
256080	15467	" " Switch
200308D	15467	" " " Hinge Screw
256529	16343	Pattern Wheel, for 1 in. eye (large eye) and 7/8 in. Straight Buttonhole with two 251608
250732	15471	Pattern Wheel Cam Block
201668E	15470	" " Clamping Nut
250148	15470	" " Position Stud
250372	15470	" " Rapid Feed Trip Point
203E	15470	" " " " " Screw
256531	16343	" " Ring
256532	-----	" " " 256531 with 251539 to 251542 four each 211E and 250444
251539	13640	Pattern Wheel Ring Adjusting Segment (curved rise)

No.	Plate	Name
251540	16340	Pattern Wheel Ring Adjusting Segment (curved rise), for Straight Buttonhole
251541	16340	Pattern Wheel Ring Adjusting Segment (straight drop)
251542	16340	Pattern Wheel Ring Adjusting Segment (straight drop), for Straight Buttonhole
211E	15470	Pattern Wheel Ring Adjusting Segment Screw
250444	15470	Pattern Wheel Ring Adjusting Segment Screw Washer
256533	16342	Pattern Wheel Ring Disengaging Segment
251544	16341	" " " " " "
		Guide Bushing
350201E	16341	Pattern Wheel Ring Disengaging Segment Guide Bushing Screw
251608	16341	Pattern Wheel Ring Disengaging Guide Pin
251570	16341	Pattern Wheel Ring Disengaging Segment Lock
741C	15467	Pattern Wheel Ring Disengaging Segment Lock Hinge Screw
251571	16341	Pattern Wheel Ring Disengaging Segment Lock Spring
251572	16341	Pattern Wheel Ring Disengaging Segment Operating Plunger
391D	15470	Pattern Wheel Ring Screw
256530	-----	Pattern Wheel for 1 in. eye (large eye) and 7/8 in. Straight Buttonholes complete, Nos. 741C, 251544, 251570 to 251572, 256529, 256532, 256533, 350201E two 391D, three each 203E and 250372
250149	16343	Pattern Wheel Shaft with 250148
250150	16343	" " " Bevel Gear with 168D
40025	16314	Pattern Wheel Shaft Bevel Gear Position Pin
168D	15470	Pattern Wheel Shaft Bevel Gear Set Screw
250151	15469	Pattern Wheel Shaft Bushing (left)
145E	15455	" " " " " " Screw (2)
250152	15469	Pattern Wheel Shaft Bushing (right)
647E	15470	" " " " " " Screw (2)
232600	15470	Pattern Wheel Shaft Collar with two 453C
453C	16314	Pattern Wheel Shaft Collar Set Screw
250154	15470	Rapid Feed Clutch Disengaging Lever (3)
253481	15469	" " " " Sleeve

No.	Plate	Name
250156	15471	Rapid Feed Clutch Driving Disc
1230F	15467	" " " " " " Screw (4)
201897	15470	" " " " " " Roller (3)
255095	15471	" " " " " " Carrier with 624E
40025	16314	" " " " " " Position Pin
624E	15470	" " " " " " Set Screw
250153	15470	" " " " " " Retainer (3)
208E	15456	" " " " " " Screw (3)
255096	15470	" " " " " " Spring (3)
255097	15470	" " " " " " Guide Pin (3)
250158	16343	" " " " " " Crank Shaft
250159	15469	" " " " " " Bushing (back)
250160	15470	" " " " " " " " Oil Tube (lower) (brass)
250495	15470	Rapid Feed Crank Shaft Bushing (back) Oil Tube (upper) (brass)
250161	15469	Rapid Feed Crank Shaft Bushing (front)
436C	15472	" " " " " " Set Screw (2)
232600	15470	Rapid Feed Crank Shaft Collar with two 453C
453C	16314	Rapid Feed Crank Shaft Collar Set Screw
250452	15470	" " " " " " Gear with 453C
232719	15449	" " " " " " Position Pin
458C	16314	" " " " " " Set Screw
202260	-----	" " " " " " Oil Packing (wick) (2)
*256091	-----	Rapid Feed Driving Gear
250398	15472	" " " " " " Key
250164	16343	" " " " " " Gear Guard
641D	13811	" " " " " " Screw (2)
250534	15471	" " " " " " Intermediate Gear (bronze)
201447C	15472	" " " " " " Screw Stud
1510E	15472	" " " " " " " " Nut
250167	15472	" " " " " " " " Washer
250405	15472	Rapid Feed Intermediate Gear Screw Stud Washer
253536	15469	Rapid Feed Pawl Bell Crank with 202299
11C	15472	" " " " " " Hinge Screw
202299	-----	" " " " " " Oil Packing (wick)
250171	15472	Rapid Feed Pawl Bell Crank Slide Block Section (2)
250172	15472	Rapid Feed Pawl Guide
181D	15465	" " " " " " Screw (2)
350260C	15472	" " " " " " Hinge Screw
1655E	15472	" " " " " " Nut
252266	15468	" " " " " " Slide Bar
250174	15469	" " " " " " Bushing (left)

No.	Plate	Name
145E	15455	Rapid Feed Slide Bar Bushing (left) Screw (2)
250175	15469	Rapid Feed Slide Bar Bushing(right)
647E	15470	" " " " " " Screw (2)
252269	15472	Rapid Feed Slide Bar Collar with 448C
40025	16314	" " " " " Position Pin
448C	16340	" " " " " Set Screw
256065	16343	" " " " " Fork Connection with 889C
253538	15472	Rapid Feed Slide Bar Fork Connection Extension Plate
176D	15460	Rapid Feed Slide Bar Fork Connection Extension Plate Screw (2)
350321E	15472	Rapid Feed Slide Bar Fork Connection Position Screw
350385C	15472	Rapid Feed Slide Bar Fork Connection Screw Stud
889C	15472	Rapid Feed Slide Bar Fork Connection Set Screw
252306	15469	Rapid Feed Slide Bar Lock
252271	15473	" " " " " Block
232055	15454	" " " " " Position Pin
704E	15472	Rapid Feed Slide Bar Lock Block Screw
350262E	15472	" " " " " Hinge Screw
250409	15472	" " " " " Spring
1241E	16341	" " " " " Screw Eye
250194	15469	" " " " " Trip
56C	15472	" " " " " Hinge Screw
252273	15473	" " " " " Spring
350293E	15473	" " " " " Cap Screw
252274	15473	" " " " " Washer
250180	15473	" " Starting Latch
199C	15460	" " " " " Cap Screw
201446C	15473	" " " " " Hinge Screw Stud
250181	15469	Rapid Feed Starting Lever with 1454E
255053	15469	" " " " (operated by stop motion) with 704C,1454E,203213 and 255054
255064	15473	Rapid Feed Starting Lever Latch
350256C	15473	" " " " " Hinge Screw
255092	15473	Rapid Feed Starting Lever Latch Spring
217E	15461	" " " " " Screw
7071	15461	Rapid Feed Starting Lever Latch Spring Screw Washer
253512	15473	Rapid Feed Starting Lever Latch Stop Washer

No.	Plate	Name
193D	13776	Rapid Feed Starting Lever Latch Stop Washer Screw
1330C	15473	Rapid Feed Starting Lever Operating Screw Stud
201445E	15473	Rapid Feed Starting Lever Position Screw (2)
1454E	16340	Rapid Feed Starting Lever Set Screw
250195	15468	" " " " " Shaft
204197	15473	" " " " " Collar (right) with 200113F
200113F	15473	Rapid Feed Starting Lever Shaft Collar Set Screw
250409	15472	Rapid Feed Starting Lever Spring
1241E	16341	" " " " " Screw Eye
255054	15473	" " " " " Stud
704C	15472	" " " " " Set Screw
203213	15449	" " " " " Spring
253537	15468	" " " Pawl
256177	-----	" " " " Oiling Pad (felt)
181D	15465	" " " " " Screw
9525	15473	" " " " " Washer
250188	15473	Rapid Feed Starting Pawl Spring
201454E	15473	" " " " " Screw Eye
250189	15471	" " " Trip Lever with 1454E
251623	15476	" " " " " Overthrow Stop
350099E	15476	Rapid Feed Starting Trip Lever Overthrow Stop Screw
7071	15461	Rapid Feed Starting Trip Lever Overthrow Stop Screw Washer
201445E	15473	Rapid Feed Starting Trip Lever Position Screw
201437C	15476	Rapid Feed Starting Trip Lever Screw Stud
1454E	16340	Rapid Feed Starting Trip Lever Set Screw
256192	15476	Rapid Feed Trip Latch
256193	15476	" " " " Bracket with 200E
200E	15455	" " " " " Set Screw
256194	15476	" " " " " Disengaging Plate
106D	15476	" " " " " Hinge Screw
100D	15476	Rapid Feed Trip Latch Hinge Screw
255157	15476	" " " " " Spring
201160E	15476	" " " " " Screw Eye
256195	15476	" " " " Lever with two 200E (for straight buttonholes)
200E	15455	Rapid Feed Trip Lever Set Screw
255123	15476	" " Tripping Pawl

From the library of the University of Illinois at Urbana-Champaign

No.	Plate	Name
1410D	15476	Rapid Feed Tripping Pawl Cap Screw
255124	15477	" " " " Lever
250432	15476	" " " " Bracket
232154	15455	" " " " " Position Pin (2)
350110C	15476	Rapid Feed Tripping Pawl Lever Bracket Screw
14017	15476	Rapid Feed Tripping Pawl Lever Bracket Screw Washer
72C	15456	Rapid Feed Tripping Pawl Lever Hinge Screw
255167	15477	Rapid Feed Tripping Pawl Spring
250195	15471	" " " " Worm with 453C
25362	15476	" " " " Ball
250196	15477	" " " " Bearing Cup
225007	15477	" " " " Retainer with eight 25362
232244	13811	Rapid Feed Worm Position Pin
453C	16314	" " " " Set Screw
250197	15471	" " " " Wheel
250198	15471	" " " " Collar with two 453C
453C	16314	Rapid Feed Worm Wheel Collar Set Screw
202244	-----	" " " " Oil Packing (wick)
255138	15471	Starting Bell Crank with 201160E
350291C	15477	" " " " Hinge Screw
255135	15471	" and Retaining Latch with 201160E
255136	15477	" " " " Crank with 209F and 1819
2269	16341	Starting and Retaining Latch Crank Position Pin
1819	16341	Starting and Retaining Latch Crank Roller and Stud
209F	15456	Starting and Retaining Latch Crank Set Screw
255157	15476	Starting and Retaining Latch Spring
201160E	15476	" " " " " Screw Eye (2)
255158	15477	Starting and Retaining Latch Tripping Block
235404	16341	Starting and Retaining Latch Tripping Block Pin
183C	15477	Starting and Retaining Latch Tripping Block Screw
250202	15471	Starting Rod
250203	15477	" " " " Block with 203E
2273	16340	" " " " Position Pin
203E	15470	" " " " Set Screw
40043	13776	" " " " Collar with 209C (2)
209C	15456	" " " " Set Screw

No.	Plate	Name
250204	13776	Starting Rod Lock
946D	13776	" " " " Hinge Screw
250205	13776	" " " " Spring
213D	15478	" " " " Screw
250206	13776	" " " " " Washer
250207	13776	" " " " Safety Lock
38D	13776	" " " " " Hinge Screw
226467	13776	" " " " " Washer
250423	15477	" " " " Spring
201160E	15476	" " " " Screw Eye
250210	-----	Stitch Regulating Gear, 22 teeth
250211	-----	" " " " 26 teeth
Note: No. 250211 is furnished with this machine unless another Stitch Regulating Gear is specified on order		
250212	13776	Stitch Regulating Gear, 28 teeth
250590	-----	" " " " 30 teeth
250213	13899	" " " " 33 teeth
250214	13899	" " " " 34 teeth
250415	-----	" " " " 38 teeth
250478	-----	" " " " 42 teeth
201660C	13776	" " " " Lock Nut
256081	15474	" Rotating Lever(lower) with 458C
201442C	16341	" " " " Position Screw
351862	15477	" " " " " Roller
350378C	15477	" " " " " Stud
201666E	16341	Stitch Rotating Lever (lower) Roller Screw Stud Nut
458C	16341	Stitch Rotating Lever(lower) Set Screw
232591	15474	" " " " (upper) with 448C
40025	16314	" " " " " Position Pin
448C	16340	" " " " " Set Screw
232807	16342	" " " " Connection (front section) (lower)
232593	13776	Stitch Rotating Lever Connection (front section) (upper)
232808	16342	Stitch Rotating Lever Connection (rear section) (lower)
232592	13776	Stitch Rotating Lever Connection (rear section) (upper)
58F	13776	Stitch Rotating Lever Connection Hinge Screw (4)
172D	16341	Stitch Rotating Lever Connection Screw (lower)
39504	16341	Stitch Rotating Lever Connection Screw Washer (lower)
193D	13776	Stitch Rotating Lever Connection Screw (upper)

From the Library of: Diamond Needle Corp

No.	Plate	Name
232717	13776	Stitch Rotating Lever Connection Screw Washer (upper)
232764	-----	Stitch Rotating Lever Connection (lower) complete, Nos. 232807, 232808, two each 172D and 39504
250400	-----	Stitch Rotating Lever Connection (upper) complete, Nos. 232592, 232593, 232717 and two 193D
250394	15475	Stitch Rotating Lever Rock Shaft
250216	15474	" " Sector (lower)
232597	15474	" " " " Bracket
690D	13899	" " " " " Screw
226163	13776	" " " " " Washer
350087C	13776	Stitch Rotating Sector (lower) Hinge Screw
250217	15474	Stitch Rotating Sector (upper)
232599	15474	" " " " " Bracket
201395D	16341	" " " " " Screw (2)
251026	15474	Stop Lever with 200352C
232262	15474	" " " Bracket
350263E	15477	" " " " " Screw
250218	15474	" " " Crank with 453C
40025	16314	" " " " " Position Pin
453C	16314	" " " " " Set Screw
232263	15477	" " " Friction Pad (rawhide)
200110D	13811	" " " " " Screw (2)
255169	15478	" " " Interlocking Slide
201084C	15478	" " " " " Adjusting Screw
201628E	15478	Stop Lever Interlocking Slide Adjusting Screw Nut
1178D	15478	Stop Lever Interlocking Slide Screw
232265	15478	" " " " " Washer
250416	15478	" " " " " Spring
250219	15475	" " " " " Link
250220	15475	" " " " " Connection
250221	15478	" " " " " Locking Pin
250222	15478	" " " " " " Spring
217D	15461	" " " " " " Screw (2)
350225D	15478	Stop Lever Link Connection Screw (back)
807D	16341	" " " " " " (front)
64C	15478	" " " " " Hinge Screw
250223	15475	" " " " " Operating Lever
11C	15472	" " " " " " Hinge Screw
250224	15478	" " " " " Plate
157D	15478	" " " " " " Screw
39541	15449	" " " " " " Washer

No.	Plate	Name
201442C	16341	Stop Lever Position Screw
200352C	15478	" " " " " Set Screw
250225	15475	" " " " " Shaft
255170	15478	" " " " " Spring
201110D	15478	" " " " " " Screw
254093	15481	Throat Plate
250447	15481	" " " " " Adjusting Block
176D	15460	" " " " " " Screw
250560	15481	" " " " " " Washer
*256083	-----	Vertical Shaft with two each 204648 and 250589
256201	15475	Vertical Shaft 256083 with 232719 and 255522
255522	15475	Vertical Shaft Bevel Gear (lower) with two 453C
232719	15449	Vertical Shaft Bevel Gear (lower) Position Pin
256084	15475	Vertical Shaft Bevel Gear (upper) with two 453C
40025	16314	Vertical Shaft Bevel Gear (upper) Position Pin (2)
453C	16314	Vertical Shaft Bevel Gear Set Screw
250396	15475	" " " " " Bushing (lower)
200100E	13811	" " " " " " Screw (2)
256085	15475	" " " " " (upper)
575C	13811	" " " " " " Set Screw
253717	16346	Work Clamp Arm (left)
253718	16346	" " " " " (right)
250525	16346	" " " " " Bracket (left)
255057	-----	" " " " " " 250525 with 250268, 250551, 250552, 253666 and three 2269
250526	16346	Work Clamp Arm Bracket (right)
255058	-----	" " " " " " 250526 with 250266, 250528, 250529, 253666 and three 2269
201129D	15481	Work Clamp Arm Bracket Screw (back)
253666	15481	" " " " " " Cam with 209F
2269	16341	" " " " " " Position Pin
209F	15456	" " " " " " Set Screw
250552	15481	" " " " " " Shaft (left)
250528	15481	" " " " " " (right)
201237E	15481	" " " " " " Stop Screw
201537H	15481	" " " " " " " Nut
252184	15481	" " " " " " Hinge Block
350123E	15481	" " " " " " " Hinge Screw
200051E	16314	" " " " " " " Screw
13218	15481	" " " " " " Spring
350136E	15481	" " " " " " " Screw
256086	16346	" " " " " " Base (left) with 251619

No.	Plate	Name
256526	-----	Work Clamp Base (left) 256086 with 194C, 217E, 662D, 792D, 991E, 1423F, 1443F, 1550J, 7071, 10249, 13218, 200051E, 200097C, 201537H, 201537H, 228026, 250241, 250418, 250419, 250653, 251518, 251519, 252184, 252202, 253717, 253723, 253724, 255003, 255016, 255057, 255162, 255164, 255332, 350080D, 350136E, two each 207F, 201129D, 350123E and nine 934H
255162	16346	Work Clamp Base (left) Guard
934H	15481	" " " " " " Screw
256087	16346	" " " (right) with 251610
256527	-----	" " " " 256087 with 662D, 792D, 991E, 1423F, 1443F, 1550J, 13218, 200051E, 201237E, 201537H, 228026, 232270 to 232272, 250242, 250275, 250654, 252184, 252202, 253718, 253723, 253724, 255003, 255016, 255057, 255163, 255165, 255333, 350136E, two each 200186B, 201129D, 350123E, four 207F and nine 934H
255163	16346	Work Clamp Base (right) Guard
934H	15481	" " " " " " Screw
250653	16346	" " " Clamping Plate (left)
250654	16346	" " " " " (right)
934H	15481	" " " " " " Screw
251619	15481	" " " Hinge Stud
250439	15481	" " " Retaining Stud
250241	15481	" " " Spring (left)
250242	15481	" " " " (right)
1443F	15466	" " " " " Screw
201451E	15481	" " " " " Stud (2)
232309	15481	" " " " " Stop Block (2)
232310	15481	" " " " " Position Pin (2)
201148H	15482	" " " " " Screw (2)
256021	16346	" " " Carrier Base Plate with 250439
256040	15482	" " " " " Extension
934E	15481	" " " " " " Screw
		(2)
256022	16309	Work Clamp Carrier Base Plate Slide Rod
201643E	15482	" " " " " " " "
		Nut (2)
250095	15460	Work Clamp Carrier Base Plate Slide Rod Position Pin
200119D	15482	Work Clamp Carrier Base Plate Slide Rod Set Screw
250244	16309	Work Clamp Carrier Feed Lever
350185C	15482	" " " " " Hinge Screw
250245	15482	" " " " " Link

No.	Plate	Name
250246	15462	Work Clamp Carrier Feed Lever Link Block
50168E	15482	Work Clamp Carrier Feed Lever Link Block Screw (2)
350070C	15482	Work Clamp Carrier Feed Lever Link Hinge Screw (block end)
350216C	15482	Work Clamp Carrier Feed Lever Link Hinge Screw (lever end)
351863	15482	Work Clamp Carrier Feed Lever Roller
351864	-----	" " " " " " "
		351863 with 256088 and 350072E
350072E	15482	Work Clamp Carrier Feed Lever Roller Cap Screw
256088	15482	Work Clamp Carrier Feed Lever Roller Stud
256076	15482	Work Clamp Carrier Feed Lever Roller Stud Washer
250248	15490	Work Clamp Carrier Side Throw Lever (lower section) with 201099C and 201530E
*256186	-----	Work Clamp Carrier Side Throw Lever (upper section)
256187	15490	Work Clamp Carrier Feed Side Throw Lever (upper section) 256186 with 201374E, 256188, 351866 and two 1176D
*256188	-----	Work Clamp Carrier Side Throw Lever Extension
1176D	15482	Work Clamp Carrier Side Throw Lever Extension Screw
256099	15482	Work Clamp Carrier Side Throw Lever Hinge Stud
250600	16341	Work Clamp Carrier Side Throw Lever Hinge Stud Collar with two 448C
448C	16340	Work Clamp Carrier Side Throw Lever Hinge Stud Collar Set Screw
435C	15482	Work Clamp Carrier Side Throw Lever Hinge Stud Set Screw
250250	15482	Work Clamp Carrier Side Throw Lever Lock Pin with 201940 and 350072E
201940	15482	Work Clamp Carrier Side Throw Lever Lock Pin Roller
350072E	15482	Work Clamp Carrier Side Throw Lever Lock Pin Roller Cap Screw
201430C	16341	Work Clamp Carrier Side Throw Lever Lock Pin Screw Stud
250251	15482	Work Clamp Carrier Side Throw Lever Lock Pin Spring
191C	15482	Work Clamp Carrier Side Throw Lever Lock Pin Spring Screw (2)
351865	16341	Work Clamp Carrier Side Throw Lever Roller

From the library of Diamond Needle Corp

No.	Plate	Name
351866	-----	Work Clamp Carrier Side Throw Lever Roller 351865 with 256090 and 201144E
201144E	15460	Work Clamp Side Throw Lever Carrier Roller Cap Screw
256090	15482	Work Clamp Carrier Side Throw Lever Roller Stud
201374E	16340	Work Clamp Carrier Side Throw Lever Roller Stud Cap Screw
232321	16341	Work Clamp Carrier Side Throw Lever Slide Block
250252	16342	Work Clamp Carrier Side Throw Lever Slide Block Guide
231C	16341	Work Clamp Carrier Side Throw Lever Slide Block Guide Screw (3)
201097C	16341	Work Clamp Carrier Side Throw Slide Slide Block Screw Stud
201530E	16341	Work Clamp Carrier Side Throw Lever Slide Block Screw Stud Nut
256023	16346	Work Clamp Carrier Slide (left) with 200119D
256024	16346	Work Clamp Carrier Slide (right) with 200119D
255509	15415	Work Clamp Carrier Slide GIB (left, back)
255510	15415	Work Clamp Carrier Slide GIB (left, front)
255511	15415	Work Clamp Carrier Slide GIB (right, back)
255512	15415	Work Clamp Carrier Slide GIB (right, front)
50168E	15482	Work Clamp Carrier Slide GIB Screw
256025	16346	" " " " Stay Plate
256026	16341	" " " " " Lock Washer
350369E	16341	Work Clamp Carrier Slide Stay Plate Lock Washer Screw
250597	15415	Work Clamp Carrier Slide Stay Plate Position Pin (2)
231C	16341	Work Clamp Carrier Slide Stay Plate Screw (5)
255332	16344	Work Clamp Check (left)
255333	16344	" " " (right)
253723	16344	" " " Hinge Pin
253724	16344	" " " Spring
662D	15454	" " " " Screw
252194	15490	" " Closing Lever
250266	16342	" " " " (hand) with 209F
2269	16341	" " " " Position Pin
209F	15456	" " " " " Set Screw

No.	Plate	Name
252196	15480	Work Clamp Closing Lever Adjusting Arm with 201531H, 201948 and 228026
1178D	15478	Work Clamp Closing Lever Adjusting Arm Screw
14017	15476	Work Clamp Closing Lever Adjusting Arm Screw Washer
255021	15480	Work Clamp Closing Lever Cam Groove Protector
210750	16344	Work Clamp Closing Lever Cam Groove Protector Position Pin
172D	16341	Work Clamp Closing Lever Cam Groove Protector Screw
255153	15484	Work Clamp Closing Lever Disengaging Block
183C	15477	Work Clamp Closing Lever Disengaging Block Screw
250406	15484	Work Clamp Closing Lever Disengaging Block Shim (.005 in.thick)
250407	15484	Work Clamp Closing Lever Disengaging Block Shim (.010 in.thick)
255139	15484	Work Clamp Closing Lever Engaging Stud
255141	15480	" " " " " " Latch
255161	15484	Work Clamp Closing Lever Engaging Stud Latch Spring
1241E	16341	Work Clamp Closing Lever Engaging Stud Latch Spring Screw Eye
255142	15480	Work Clamp Closing Lever Engaging Stud Lock Plate
200076D	15484	Work Clamp Closing Lever Engaging Stud Lock Plate Screw
7071	15461	Work Clamp Closing Lever Engaging Stud Lock Plate Screw Washer
201956	15484	Work Clamp Closing Lever Engaging Stud Roller
255128	15484	Work Clamp Closing Lever Engaging Stud Roller Cap
255129	15484	Work Clamp Closing Lever Engaging Stud Roller Cap Retaining Pin
350133E	15484	Work Clamp Closing Lever Engaging Stud Screw
255143	15484	Work Clamp Closing Lever Engaging Stud Spring
255140	-----	Work Clamp Closing Lever Engaging Stud complete, Nos. 201956, 255128, 255129, 255139 and 350133E
*255144	-----	Work Clamp Closing Lever Engaging Stud Wear Plate
210750	16344	Work Clamp Closing Lever Engaging Stud Wear Plate Position Pin

No.	Plate	Name
183C	15477	Work Clamp Closing Lever Engaging Stud Wear Plate Screw
350407C	15484	Work Clamp Closing Lever Hinge Screw
201729C	15485	" " " " " " " Nut
201947	15484	" " " " " Roller
210948	-----	" " " " " 210947 with 350156E
350156	15484	Work Clamp Closing Lever Roller Screw Stud
201531H	15449	Work Clamp Closing Lever Roller Screw Stud Nut
228026	16314	Work Clamp Closing Lever Roller Screw Stud Washer
991C	15466	Work Clamp Closing Lever Stop Screw
252199	15480	" " " " Safety Bracket with two 453C
453C	16314	Work Clamp Closing Safety Bracket Set Screw
250268	15484	Work Clamp Connection Lever (left) with 209F
250529	15484	Work Clamp Connection Lever (right) with 209F
2269	16341	Work Clamp Connection Lever Position Pin
209F	15456	Work Clamp Connection Lever Set Screw
250270	15480	" " Opening Bell Crank with 1819
659D	16344	" " " " " Hinge Screw
1819	16341	" " " " " Roller and Stud
232200	16344	Work Clamp Opening Bell Crank Spring
1241E	16341	" " " " " " " Screw Eye
253680	15484	Work Clamp Opening Cam with 462C
12509	15484	" " " " " Position Pin
462C	15467	" " " " " Set Screw
250551	16344	" " " " " Lever with 1253C
251519	15485	" " " " " Latch
253679	15480	" " " " " Releasing Bracket with 200E, 1547J and 350218C
200E	15455	Work Clamp Opening Lever Latch Releas- ing Bracket Set Screw
350218C	15485	Work Clamp Opening Lever Latch Releas- ing Screw
1547J	15485	Work Clamp Opening Lever Latch Releas- ing Screw Check Nut
10249	15485	Work Clamp Opening Lever Latch Spring
217E	15461	" " " " " " " Screw
7071	15461	Work Clamp Opening Lever Latch Spring Screw Washer

No.	Plate	Name
194C	15485	Work Clamp Opening Lever Latch Stop Screw
2269	16341	Work Clamp Opening Lever Position Pin
1253C	16344	" " " " " Set Screw
255077	15485	" " " " " Rod
255079	-----	Work Clamp Opening Rod complete, Nos. 203C, 1662C, 250287, 253679, 255077 and 255078
255078	15485	Work Clamp Opening Rod Connection
807D	16341	" " " " " " Hinge Screw
250274	16344	Work Clamp Opening Rod Guide with 808D
808D	16344	" " " " " " Pinch Screw
1662C	15485	" " " " " Nut
250275	16344	" " " " " Stop (adjustable)
207F	16344	" " " " " Screw
256030	15485	" " " " " Spreader (front)
256031	15485	" " " " " Adjusting Block (left)
256032	15485	Work Clamp Spreader (front) Adjusting Block (right)
256033	15485	Work Clamp Spreader (front) Adjusting Block Lever (left)
256034	15485	Work Clamp Spreader (front) Adjusting Block Lever (right)
201463D	15485	Work Clamp Spreader (front) Adjusting Block Lever Hinge Screw (2)
251203	15485	Work Clamp Spreader (front) Adjusting Block Lever Spring
203E	15470	Work Clamp Spreader (front) Adjusting Block Screw (2)
7071	15461	Work Clamp Spreader (front) Adjusting Block Screw Washer (2)
256035	15480	Work Clamp Spreader (front) Connection
106C	15476	" " " " " " Hinge Screw (front)
99C	15485	Work Clamp Spreader (front) Connection Hinge Screw (rear)
256036	15480	Work Clamp Spreader (front) Lever
940F	15485	" " " " " " Hinge Screw
256037	15486	Work Clamp Spreader (front) Strap
190D	15458	" " " " " " Screw (2)
250276	15486	Work Clamp Spreader (left)
350140D	15486	" " " " " Screw
256027	15486	" " " " " (right)
201463D	15485	" " " " " Screw
991E	15466	" " " " " Adjusting Screw
252202	15486	" " " " " " Bracket

No.	Plate	Name
207F	16344	Work Clamp Spreader Adjusting Screw Bracket Screw
1550J	15461	Work Clamp Spreader Adjusting Screw Nut
256028	15490	" " " Base Plate
256029	15486	" " " " " Retaining Block (2)
1454E	16340	Work Clamp Spreader Base Plate Retaining Block Screw (4)
50058D	15486	Work Clamp Spreader Base Plate Screw (2)
253505	15486	Work Clamp Spreader Connection
253506	15486	" " " " Bracket with 201981
1981	15486	Work Clamp Spreader Connection Bracket Roller
201981	-----	Work Clamp Spreader Connection Bracket Roller 1981 with 253524
253524	15486	Work Clamp Spreader Connection Bracket Roller Stud
208E	15456	Work Clamp Spreader Connection Bracket Screw (2)
201453C	15486	Work Clamp Spreader Connection Hinge Screw
250281	15486	Work Clamp Spreader Connection Link (left)
253507	15486	Work Clamp Spreader Connection Link (right)
201452E	15486	Work Clamp Spreader Connection Link Hinge Screw (2)
256038	15480	Work Clamp Spreader Operating Fork Lever
212D	15486	Work Clamp Spreader Operating Fork Lever Cap Screw
106C	15476	Work Clamp Spreader Operating Fork Lever Connection Hinge Screw (front)
99C	15485	Work Clamp Spreader Operating Fork Lever Connection Hinge Screw (rear)
350138E	16344	Work Clamp Spreader Operating Fork Lever Hinge Screw
255081	15486	Work Clamp Spreader Operating Fork Lever Stop Plate
203E	15470	Work Clamp Spreader Operating Fork Lever Stop Plate Screw
7071	15461	Work Clamp Spreader Operating Fork Lever Stop Plate Screw Washer
250285	15480	Work Clamp Spreader Operating Pawl
252512	15486	" " " " Ad-justing Block
176D	15460	Work Clamp Spreader Operating Pawl Ad-justing Block Screw

No.	Plate	Name
7071	15461	Work Clamp Spreader Operating Pawl Adjusting Block Screw Washer
132E	15486	Work Clamp Spreader Operating Pawl Ad-justing Screw
201669E	15486	Work Clamp Spreader Operating Pawl Ad-justing Screw Nut
741C	15467	Work Clamp Spreader Operating Pawl Hinge Screw
250286	16344	Work Clamp Spreader Operating Pawl Spring
201314C	15486	Work Clamp Spreader Operating Pawl Stop Screw
252513	-----	Work Clamp Spreader Operating Pawl complete, Nos. 176D, 7071, 250285 and 252512
250287	16342	Work Clamp Spreader Releaser
203C	15470	" " " " Screw
201314C	15486	" " " Screw Stud (2)
253003	16342	" " Spring
251016	16342	" " " Wear Plate
792D	15466	" " " " Screw
255164	15480	" Position Gauge (left)
255165	15480	" " " (right)
1423F	15461	" " " Screw
228026	16314	" " " " Washer

Genuine Singer Needles should be used in Singer Machines. These Needles and their Containers are marked with the Company's Trade Mark "SIMANCO." 1

Needles in Containers marked "For Singer Machines" are not Singer made needles. 2

ACCESSORIES

No.	Plate	Name
256528	16347	Buttonhole Cutting Block (steel), 7/8 in. (eye) (straight), for use with Pattern Wheel 256530
255345	16347	Buttonhole Cutting Knife (.100 x .180 eye)
250212	-----	Stitch Regulating Gear, 28 teeth
232486	13865	Threader Wire (large)
250412	13865	" " (Small)
255513	15489	Tweezers
142 x 5	-----	Needle, six, size 17
250004	13865	Bed Cushion (leather) (back)
250006	13865	" " " (front)
250007	13865	" " (fibre) (inside)
250008	13865	" " " (outside)
158E	13865	" " Screw
250018	13865	" Support (left) with 250004, 250006, 250008 two 250007 and six 158E
250019	13865	Bed Support (right) with 250004, 250006, 250008 two 250007 and six 158E
250288	-----	Drip Pan
250408	13865	Machine Rest (high) with 232982 and two wood screws 1 in., No. 13
232982	-----	Machine Rest Cushion (leather)
120346	13865	Oiler (copper plated) with 120347
120347	13865	" Spout (8-1/2 in. long)
*250521	-----	Screw Driver Blade
*225483	-----	" " Handle
250522	15489	Screw Driver complete, (for needle set screw) Nos. 225483 and 250521
11831	16342	Screw Driver, (5 in. blade)
255542	16342	" " (8 in. blade)
250543	13970	Stitch Regulating Gear Holder
23535	15489	Wrench, for 1697 and 1698
232900	15489	" " 201362 and 201668
232935	15489	" " 201670 and 201722 (2)
250289	15489	" " 350111
255533	13865	" " 201442 and 201445
255539	15489	" " 1550J and 350136
255540	15489	" " 201524 and 201643
255541	15489	" " 201628 and 201660
256019	15489	" " 201726 to 201728 (2)
		Wood Screws 1-1/4 in., No. 12 (4)

THREAD UNWINDER

No.	Plate	Name
232417	13970	Spool Pin
225375	13970	" " (wood)
232895	13970	" " Arm with 759F
232896	13970	" " " Bracket with two 448C
448C	16340	" " " " Set Screw
448C	16340	" " " Set Screw
250424	13970	" " Cap
200159F	15415	" " " Screw
759F	16344	" " Thumb Set Screw
225259	15490	" Rest (for one spool) with 201018C
225257	15490	" " (for two spools) with 201018C
150203	-----	" " Cushion (felt)
250453	15490	" " Rod (lower)
253398	15490	" " " (upper)
250454	13970	" " " Coupling with two 456C
456C	16344	" " " " Set Screw
200383C	15455	" " " Set Screw
201018C	15415	" " Set Screw
202490	15490	" Stand with 200383C
225390	13970	Thread Cone Holder
250472	13970	" Cop Holder
225391	13970	" Guide
201696J	15415	" " Lock Nut
350192J	13970	" " Screw Stud
225393	15415	" " " " Washer
200164B	15415	" " Stud Set Screw
225376	-----	Thread Unwinder complete, Nos. 200164B, 201696J, 202490, 225257, 225259, 225388, 225393, 250453, 250454, 250472, 350192J, three each 150203, 200159F, 225375, 225390, 232417, 232895, 232896, 250424 four 225391 and three wood screws 7/8 in., No. 12

DRIVING EQUIPMENT

228628	-----	Belt (gilt edge), size 5/16 in. diam., length 83 in., with two 25029
228629	-----	Belt (gilt edge), size 3/8 in. diam., length 57 in. with 25030
228630	-----	Belt (gilt edge), size 3/8 in. diam., length 120 in., with two 25030
228631	-----	Belt (gilt edge), size 3/8 in. diam., length 133 in., with two 25030

From the library of: Diamond Needle Co.

ACCESSORIES

No.	Plate	Name
228608	-----	Belt Guard, for Bridgeport Old Style Power Table (trough) and Singer Universal Power Table (trough) with two wood screws 3/4 in., No. 10
228610	-----	Belt Guard, for E'port Old Style Power Table (trough), with two wood screws 3/4 in., No. 10
25029	16344	Belt Hook
25030	16344	" "
228565	13870	" Shifter
228566	13870	" " Lever with 200526C
228567	16344	" " " Hinge Stud
200335C	16344	" " " " " Set Screw
228632	16309	" " Locking Spring
200526C	15488	" " Set Screw
228618	13926	Buttonhole Cutter Driving Pulley, 4-5/8 in. diam., with 200342C and 200347C
228619	13926	Buttonhole Cutter Driving Pulley Driving Pinion 16 teeth, with 454C
2117	15488	Buttonhole Cutter Driving Pulley Driving Pinion Pin
454C	16344	Buttonhole Cutter Driving Pulley Driving Pinion Set Screw
200342C	15488	Buttonhole Cutter Driving Pulley Position Screw
200347C	15488	Buttonhole Cutter Driving Pulley Set Screw
228579	15488	Buttonhole Cutter Driving Pulley Shaft
228580	15437	" " " " " "
		Bushing with 224392
224392	-----	Buttonhole Cutter Driving Pulley Shaft Bushing Oil Packing (wick)
350028C	15488	Buttonhole Cutter Driving Pulley Shaft Bushing Set Screw
228620	13926	Buttonhole Cutter Driving Pulley Shaft Gear, 48 teeth, with 448C
2117	15488	Buttonhole Cutter Driving Pulley Shaft Gear Pin
448C	16340	Buttonhole Cutter Driving Pulley Shaft Gear Set Screw
228593	15437	Counter Shaft (hollow) with 200370C and 228595
210833	15488	Counter Shaft Collar with two 200383C
200383C	15455	" " " Set Screw
228590	13870	" " Driving Pulley (loose), 5 in. diameter
228591	13870	Counter Shaft Driving Pulley (tight), 5 in. diam., with 200352C and 200363C
200352C	15478	Counter Shaft Driving Pulley Position Screw

ACCESSORIES

No.	Plate	Name
200363C	15488	Counter Shaft Driving Pulley Set Screw
228601	13870	" " Hanger with 200335C and 202244
228588	13870	Counter Shaft Hanger Belt Guard (double)
228597	13870	" " " " " (single)
200002E	15488	" " " " " Screw
202244	-----	" " " Oil Packing (wick)
51080E	15488	" " " Screw
51046E	15415	" " " " Washer
41125	15488	" " " " Washer
228602	15488	" " Oil Cup
228594	-----	" " " Packing Wick
228595	15437	" " " " " Wire with 228594
200370C	15488	Counter Shaft Oil Stop Screw
228592	13870	" " Pulley, 5-7/8 in. diam., with 200352C and 200363C
200352C	15478	Counter Shaft Pulley Position Screw
200363C	15488	" " " Set Screw
228596	-----	Counter Shaft Hanger complete, for Old Style Power Table and Singer Universal Power Table Nos. 51080E, 200002E, 210833, 228565 to 228567, 228588, 228590 to 228593, 228601, 228602, 228632, two 51046E and three 41125
228598	-----	Counter Shaft Hanger complete, for Singer Safety Power Table, Nos. 51080E, 200002E, 210833, 228565 to 228567, 228590 to 228593, 228597, 228601, 228602, 228632 two 51046E and three 41125
228573	13870	Driving Attachment Belt Guard with 228607
228607	13926	Driving Attachment Belt Guard Drain Valve
50075J	15488	Driving Attachment Belt Guard Thumb Screw
228574	13870	Driving Attachment Bracket with 11119, 228575 and four 350028C
228575	15488	Driving Attachment Bracket Oil Cup
15783	15488	" " " " Tube
11119	-----	" " " " " 15783 with 52045
52045	-----	Driving Attachment Bracket Oil Tube Packing (cotton)
51046C	15415	Driving Attachment Bracket Screw
41125	15488	" " " " Washer
228624	13926	" Pulley, 6 in. diam., with 200374C and 200396C
200396C	15488	Driving Pulley Position Screw

ACCESSORIES

No.	Plate	Name
200374C	15488	Driving Pulley Set Screw
228625	13926	" " Shaft
228571	15437	" " " Bushing with 202260
202260	-----	" " " Oil Packing (wick)
350028C	15488	Driving Pulley Shaft Bushing Set Screw
228626	13926	" " " Collar with two 200378C
200378C	15488	Driving Pulley Shaft Collar Set Screw
228621	13926	Machine Driving Pulley (loose), 3-1/8 in. diameter
228622	13926	Machine Driving Pulley Clutch
214179	15488	" " " " Roller
214181	15488	" " " " Spring
214180	15488	" " " " " "
		Plunger
200050C	16345	Machine Driving Pulley Clutch Screw
228623	13926	" " " Collar with two 200364C
200364C	15481	Machine Driving Pulley Collar Set Screw
228627	-----	Driving Attachment complete, Nos. 50075J 228573, 228574, 228579, 228580, 228618 to 228626, two each 2117, 228571, three each 41125, 51046E, 200050C and 21417 214179 to 214181
228578	-----	Driving Attachment and Idler complete, Nos. 228587 and 228627
234342	-----	Front Plank Extension (back) with two wood screws 1-1/2 in., No. 10 (for flat table)
234343	-----	Front Plank Extension (back) with three wood screws 1-1/2 in., No. 10 and six 1-1/2 in. wire nails, for Singer Safety Power Table (trough)
234349	-----	Front Plank Extension (back) with four wood screws 1-1/2 in., No. 10, for Singer Universal Safety Power Table (flat)
234350	-----	Front Plank Extension (back) with six wood screws 1-1/2 in., No. 10, for Singer Universal Safety Power Table (trough)
234344	-----	Front Plank Extension (front) with two wood screws 2-1/4 in., No. 12 and three wood screws 1-3/4 in., No. 12
228581	13870	Idler Pulley
228643	13870	" " Belt Guard with 200526C
200526C	15488	" " " " Set Screw
228644	13870	" " Bracket with 200526C
200019C	16345	" " " Screw

ACCESSORIES

No.	Plate	Name
228584	15437	Idler Pulley Shaft with 228586
228602	15488	" " " Oil Cup
228585	-----	" " " " Wick
228586	15437	" " " " Wire with 228585
200526C	15488	Idler Pulley Shaft Set Screw
228587	-----	Idler complete, Nos. 228584, 228602, 228644 two each 228581, 228643 and three 200019E
41228	-----	Driving Pulley (sectional, grooved) 5-1/4 in. diam., 15/16 in. bore with two 50399E
50399E	16345	Counter Shaft Driving Pulley Screw
27068	-----	Shaft Pulley (sectional, grooved) 8 in. diam., 1-3/16 in. bore with two 597C
597C	16345	Shaft Pulley Clamping Screw
150027	15448	Starting Device Bracket with two wood screws 1-1/4 in., No. 14
150028	15448	Starting Device Handle
27638	16345	" " " Spring
23250	16345	" " " " Washer
126888	16345	" " " " Collar with 217F
217F	15461	Starting Device Handle Spring Collar Set Screw
126955	15448	Starting Device Rod
126888	16345	" " " Collar with 217F
217F	15461	" " " " Set Screw
126890	-----	Starting Device complete, Nos. 27638, 126955, 150027, 150028 two 23250 and three 126888
150183	15448	Table Belt Guide Bracket with 795C
50285R	15448	" " " " Bolt
126841	15448	" " " " " Clamping Plate
126846	16345	Table Belt Guide Bracket Bolt Nut Lock Washer
12620	15448	Table Belt Guide Bracket Bolt Washer
126750	15448	" " " Pulley with 126752
126868	15448	" " " " Shaft
126752	15448	" " " " Bushing
126869	15448	" " " " Collar with 1448C
1448C	16345	Table Belt Guide Pulley Shaft Collar Set Screw
795C	16345	Table Belt Guide Pulley Shaft Set Screw
150184	15448	" " " " Support Bracket with two wood screws 1 in. No. 12. F.H.

No.	Plate	Name
126870	-----	Table Belt Guide complete, Nos. 12620, 50285R, 126841, 126846, 126868, 150183, 150184 two each 126750 and 126869
126715	15448	Transmitter Pulley (sectional, grooved) sheet metal, 5-1/4 in. diameter
228599	-----	Driving Equipment complete, for Old Style or Singer Universal Power Table (flat) Nos. 27068, 228578, 228596, 228628, 228631, 234342, 234344 and blue print template
228600	-----	Driving equipment complete, for Singer Safety Power Table (flat), Nos. 41228, 228578, 228598, 228628, 228630, 234342, 234344 and blue print template
228605	-----	Driving Equipment complete, for Individual Motor Table, Nos. 228627 to 228629
228606	-----	Driving Equipment complete, for Singer Safety Power Table (trough), Nos. 41228, 228578, 228598, 228628, 228630, 234343, 234344 and blue print template
228609	-----	Driving Equipment complete, for Bridgeport Old Style Power Table (trough) Nos. 27068, 228578, 228596, 228608, 228628, 228631, 234344 and blue print template
228611	-----	Driving Equipment complete, for E'port Old Style Power Table (trough), Nos. 27068, 228578, 228596, 228610, 228628, 228631, 234344 and blue print template
228612	-----	Driving Equipment complete, for Power Table (flat) with Electric Transmitter Motor, Nos. 228627 to 228629, 234342, 234344 and blue print template
228613	-----	Driving Equipment complete, for E'port Power Table (trough) with Electric Transmitter Motor Nos. 228610, 228627 to 228629, 234344 and blue print template
228645	-----	Driving Equipment complete, for Singer Universal Safety Power Table (flat) Nos. 126715, 126870, 126890, 228627, 228628, 228630, 234349 and blue print template
228646	-----	Driving Equipment complete, for Singer Universal Safety Power Table (trough) Nos. 126715, 126870, 126890, 228627, 228628, 228630, 234350 and blue print template

BUTTONHOLE CUTTING BLOCKS

No.	Plate	Name
255334	-----	Buttonhole Cutting Block (steel) 5/8 in. (eye or taper bar)
255335	-----	Buttonhole Cutting Block (steel) 3/4 in. (eye or taper bar)
255336	-----	Buttonhole Cutting Block (steel) 7/8 in. (eye or taper bar)
255337	16347	Buttonhole Cutting Block (steel) 1 in. (eye or taper bar)
255338	-----	Buttonhole Cutting Block (steel) 1-1/8 in. (eye or taper bar)
255339	-----	Buttonhole Cutting Block (steel) 5/8 in. (straight)
255340	-----	Buttonhole Cutting Block (steel) 3/4 in. (straight)
255341	16347	Buttonhole Cutting Block (steel) 7/8 in. (straight)
255342	16347	Buttonhole Cutting Block (steel) 7/8 in. (straight)
255342	-----	Buttonhole Cutting Block (steel) 1 in. (straight)
255343	-----	Buttonhole Cutting Block (steel) 1-1/8 in. (straight)

BUTTONHOLE CUTTING KNIVES

255345	16347	Buttonhole Cutting Knife (.100 x .180 eye)
255347	16347	Buttonhole Cutting Knife (.126 x .180 eye)
255344	16347	Buttonhole Cutting Knife (straight)

PATTERN WHEELS

For Making Eyelet End Buttonholes with Large Eye (ADJUSTABLE)

No.	Plate	Name
256535	-----	Pattern Wheel, 5/8 to 7/8 in. complete, Nos. 254089, 256534, two each 203E, 250372 and three 391D
256507	-----	Pattern Wheel, 5/8 to 7/8 in. complete, Nos. 254089, 256506, two each 203E, 391E and 350372
256537	-----	Pattern Wheel, 7/8 to 1-1/8 in. complete, Nos. 251428, 256536, two each 203E, 250372 and three 391D
256509	-----	Pattern Wheel, 7/8 to 1-1/8 in. complete, Nos. 251428, 256508, two each 203E, 391E and 250372

For Making Eyelet End Buttonholes with Medium Eye (ADJUSTABLE)

256535	-----	Pattern Wheel, 5/8 to 7/8 in. complete, Nos. 254089, 256534, two each 203E, 250372 and three 391D
256537	-----	Pattern Wheel, 7/8 to 1-1/8 in. complete, Nos. 254089, 256536, two each 203E, 250372 and three 391D

For Making Straight Buttonholes (ADJUSTABLE)

256507	-----	Pattern Wheel, 5/8 to 7/8 in. complete, Nos. 254089, 256506, two each 203E, 391E and 250372
256509	-----	Pattern Wheel, 7/8 to 1-1/8 in. complete, Nos. 251428, 256508, two each 203E, 391E and 250372

Combination Pattern Wheel (STOP AND START)

No.	Plate	Name
256530	-----	Pattern Wheel, for 1 in. eye (large eye) and 7/8 in. (straight) buttonhole complete, Nos. 741C, 251544, 251570 to 251572, 256529, 256532, 256533, 350201E, two 391D, three each 203E and 250372

For Making Eyelet End Buttonholes with Large Eye and Taper Bar

256519	-----	Pattern Wheel, 5/8 in. complete, bar adjustable from 1/8 to 3/8 in., Nos. 252661, 253444, 256518, two each 175E, 203E, 250372 and three 391D
256521	-----	Pattern Wheel, 3/4 in., complete, bar adjustable from 1/8 to 3/8 in., Nos. 251428, 253444, 256520, two each 175E, 203E, 250372 and three 391D
256523	-----	Pattern Wheel, 7/8 in., complete, bar adjustable from 1/8 to 1/4 in., Nos. 251428, 253444, 256522, two each 175E, 203E, 250372 and three 391D
256525	-----	Pattern Wheel, 1 in., complete, bar adjustable, Nos. 251428, 253444, 256524, two each 175E, 203E, 250372 and three 391D

For Making Eyelet End Buttonholes with Medium Eye and Taper Bar

256539	-----	Pattern Wheel, 5/8 in., complete, bar adjustable from 1/8 to 3/8 in., Nos. 252661, 256538, two each 203E, 250372 and three 391D
256541	-----	Pattern Wheel, 3/4 in., complete, bar adjustable from 1/8 to 3/8 in., Nos. 251428, 256540, two each 203E, 250372 and three 391D
256543	-----	Pattern Wheel, 7/8 in. complete, bar adjustable from 1/8 to 1/4 in., Nos. 251428, 256542, two each 203E, 250372 and three 391D

PATTERN WHEELS

No.	Plate	Name
256545	-----	Pattern Wheel, 1 in., complete, 1/8 in. adjustable bar, Nos. 251428, 256544, two each 203E, 250372 and three 391D
256534	16343	Pattern Wheel, adjustable, for Buttonholes from 5/8 to 7/8 in. (large and medium eye), with 256205 and two 205D, for 256535
256506	-----	Pattern Wheel, adjustable, for Buttonholes from 5/8 to 7/8 in. (large eye and straight), for 256507
256536	-----	Pattern Wheel, adjustable, for Buttonholes from 7/8 to 1-1/8 in. (large and medium eye), with 256205 and two 205D, for 256537
256508	-----	Pattern Wheel, adjustable, for Buttonholes from 7/8 to 1-1/8 in. (large eye and straight), for 256509
256529	16343	Pattern Wheel, for Buttonholes 1 in. (large eye) and 7/8 in. (straight), with two 251608, for 256530
256518	-----	Pattern Wheel, for 5/8 in. Taper bar (large eye) Buttonhole, bar adjustable from 1/8 to 3/8 in., for 256519
256520	-----	Pattern Wheel, for 3/4 in. Taper bar (large eye) Buttonhole, bar adjustable from 1/8 to 3/8 in., for 256521
256522	-----	Pattern Wheel, for 7/8 in. Taper bar (large eye) Buttonhole, bar adjustable from 1/8 to 1/4 in., for 256523
256524	-----	Pattern Wheel, for 1 in. Taper bar (large eye) Buttonhole, 1/8 in. adjustable bar, for 256525
256538	-----	Pattern Wheel, for 5/8 in. Taper bar (medium eye) Buttonholes, bar adjustable from 1/8 to 3/8 in., with 256205 and two 205D, for 256539
256540	-----	Pattern Wheel, for 3/4 in. Taper bar (medium eye) Buttonholes, bar adjustable from 1/8 to 3/8 in., with 256205 and two 205D, for 256541
256542	-----	Pattern Wheel, for 7/8 in. Taper bar (medium eye) Buttonholes, bar adjustable from 1/8 to 1/4 in., with 256205 and two 205D for 256543
256544	-----	Pattern Wheel, for 1 in. Taper bar (medium eye) Buttonholes, 1/8 in. adjustable bar, for 256545
253444	16309	Pattern Wheel Cam Block, for 256519, 256521, 256523 and 256525

PATTERN WHEELS

No.	Plate	Name
175E	15467	Pattern Wheel Cam Block Screw, for 256519, 256521, 256523 and 256525
256205	16345	Pattern Wheel Position Plate, for 256534, 256536, 256538, 256540 and 256542
205D	16345	Pattern Wheel Position Plate Screw, for 256534, 256536, 256538, 256540 and 256542
250372	15470	Pattern Wheel Rapid Feed Trip Point
203E	15470	" " " " " " " " Screw
252260	16343	" " Ring (adjustable), for 254089
254089	-----	Pattern Wheel Ring 252260, 252262, 252263 two each 211E and 250444
251496	-----	Pattern Wheel Ring (adjustable) for 251428
251428	-----	Pattern Wheel Ring 251496 with 252262, 252263, two each 211E and 250444
256531	16343	Pattern Wheel Ring, for 256532
256532	-----	" " " 256531 with 251539 to 251542, four each 211E and 250444
252659	-----	Pattern Wheel Ring, for 252661
252661	-----	" " " 252659 with 252662, 252663, two each 211E and 250444
252663	15470	Pattern Wheel Ring Adjusting Segment (curved rise)
251539	16340	Pattern Wheel Ring Adjusting Segment (curved rise)
251540	16340	Pattern Wheel Ring Adjusting Segment (curved rise) for Straight Buttonholes
251541	16340	Pattern Wheel Ring Adjusting Segment (straight drop)
252663	15470	Pattern Wheel Ring Adjusting Segment (straight drop)
251542	16340	Pattern Wheel Ring Adjusting Segment (straight drop), for Straight Buttonholes
211E	15470	Pattern Wheel Ring Adjusting Segment Screw
250444	15470	Pattern Wheel Ring Adjusting Segment Screw Washer
256533	16342	Pattern Wheel Ring Disengaging Segment
251544	16341	" " " " " "
		Guide Bushing
350201E	16341	Pattern Wheel Ring Disengaging Segment Guide Bushing Screw
251608	16341	Pattern Wheel Ring Disengaging Segment Guide Pin

Film Library of Diamond Needle Co.

No.	Plate	Name
251570	16341	Pattern Wheel Ring Disengaging Segment Lock
741C	15467	Pattern Wheel Ring Disengaging Segment Lock Hinge Screw
251571	16341	Pattern Wheel Ring Disengaging Segment Lock Spring
251572	16341	Pattern Wheel Ring Disengaging Segment Operating Plunger
391D	15470	Pattern Wheel Ring Screw

COUNTER SHAFT DRIVING PULLEYS

41219	-----	Driving Pulley (sectional, grooved), 3 in. diam., 15/16 in. bore (for Table Shaft), with two 50399E
41220	-----	Driving Pulley (sectional, grooved) 3-1/4 in. diam., 15/16 in. bore (for Table Shaft), with two 50399E
41121	-----	Driving Pulley (sectional, grooved), 1/2 in. diam., 15/16 in. bore (for Table Shaft), with two 50399E
41122	-----	Driving Pulley (sectional, grooved), 3-3/4 in. diam., 15/16 in. bore (for Table Shaft), with two 50399E
41223	-----	Driving Pulley (sectional, grooved), 4 in. diam., 15/16 in. bore (for Table Shaft), with two 50399E
41224	-----	Driving Pulley (sectional, grooved) 4-1/4 in. diam., 15/16 in. bore (for Table Shaft), with two 50399E
41228	-----	Driving Pulley (sectional, grooved) 5-1/4 in. diam. 15/16 in. bore, with two 50399E

SHAFT PULLEYS

No.	Plate	Name
27271	-----	Shaft Pulley (sectional, grooved), 4 in. diam., 1-3/16 in. bore, with two 597C
232920	-----	Shaft Pulley (sectional, grooved), 4-1/2 in. diam., 1-3/16 in. bore, with two 597C
27065	-----	Shaft Pulley (sectional, grooved), 5 in. diam., 1-3/16 in. bore with two 597C
232879	-----	Shaft Pulley (sectional, grooved), 5-1/2 in. diam., 1-3/16 in. bore, with two 597C
27066	-----	Shaft Pulley (sectional, grooved), 6 in. diam., 1-3/16 in. bore, with two 597C
232880	-----	Shaft Pulley (sectional, grooved), 6-1/2 in. diam., 1-3/16 in. bore, with two 597C
27067	-----	Shaft Pulley (sectional, grooved), 7 in. diam., 1-3/16 in. bore, with two 597C
232881	-----	Shaft Pulley (sectional, grooved), 7-1/2 in. diam., 1-3/16 in. bore, with two 597C
27068	-----	Shaft Pulley (sectional, grooved), 8 in. diam., 1-3/16 in. bore, with two 597C
232882	-----	Shaft Pulley (sectional, grooved), 8-1/2 in. diam., 1-3/16 in. bore, with two 597C
27069	-----	Shaft Pulley (sectional, grooved), 9 in. diam., 1-3/16 in. bore, with two 597C
232883	-----	Shaft Pulley (sectional, grooved), 9-1/2 in. diam., 1-3/16 in. bore, with two 597C
27070	-----	Shaft Pulley (sectional, grooved), 10 in. diam., 1-3/16 in. bore, with two 597C
27072	-----	Shaft Pulley (sectional, grooved), 12 in. diam., 1-3/16 in. bore, with two 597C
27074	-----	Shaft Pulley (sectional, grooved), 14 in. diam., 1-3/16 in. bore, with two 597C
27075	-----	Shaft Pulley (sectional, grooved), 15 in. diam., 1-3/16 in. bore, with two 597C

SINGER KNIFE TRUEING FIXTURE

No.	Plate	Name
232870	13787	Base with 448C
232871	-----	" 232870 with 59D, 232872 and 232876
232872	13787	Knife Clamping Lever
59D	16345	" " " Hinge Screw
232873	13787	Oil Stone
232874	13787	" " Bracket with three 448C
232875	-----	" " " 232874 with 232873 and 232877
232876	13787	Oil Stone Bracket Shaft
448C	16340	" " " " Set Screw
448C	16340	" " Set Screw
232877	13787	" " " " Friction Gib
232878	-----	Singer Knife Trueing Fixture complete, Nos. 232871 and 232875

THREAD LUBRICATING CUP

250518	16345	Thread Lubricating Cup with 171E, 250519 and 250520
250519	-----	Thread Lubricating Cup Oil Pad (felt)
171E	15464	" " " Pinch Screw
250520	16345	" " " Thread Guide

PLATE 13756—FULL SIZE

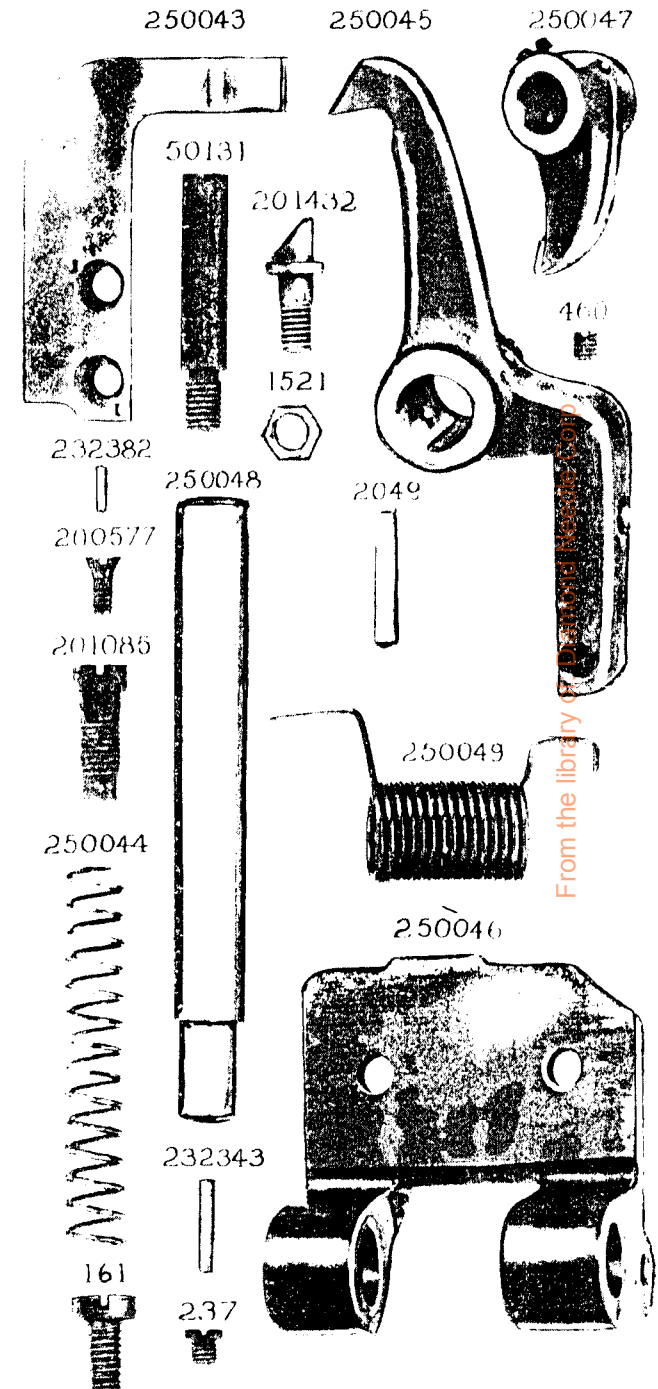


PLATE 13776 - FULL SIZE

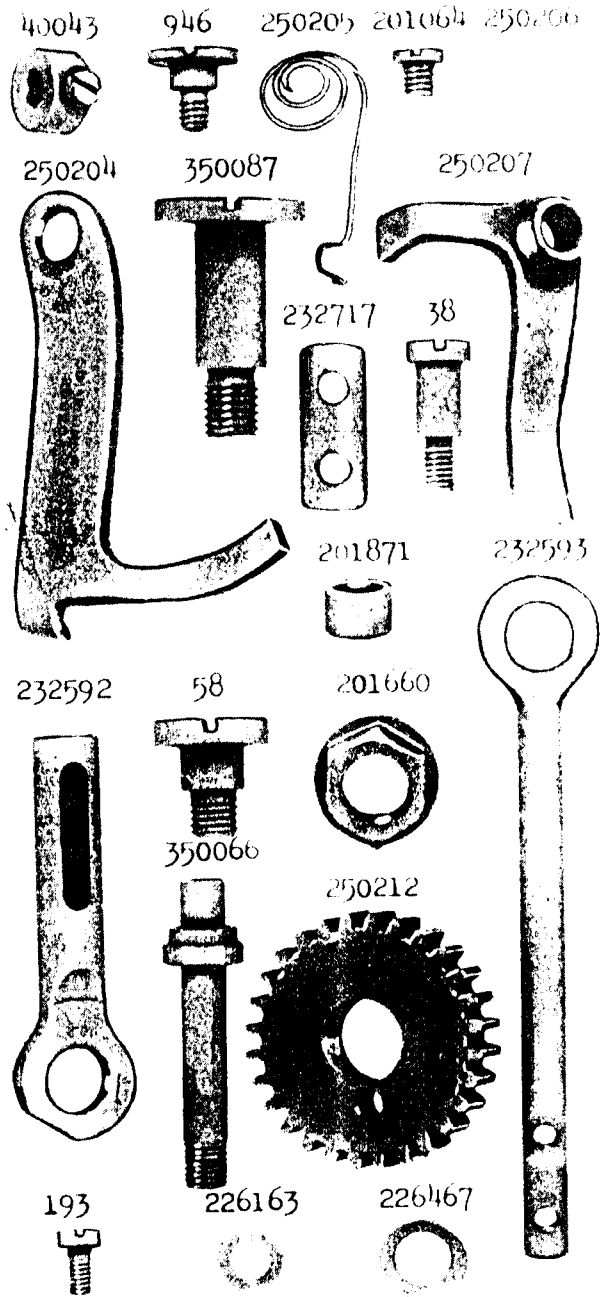
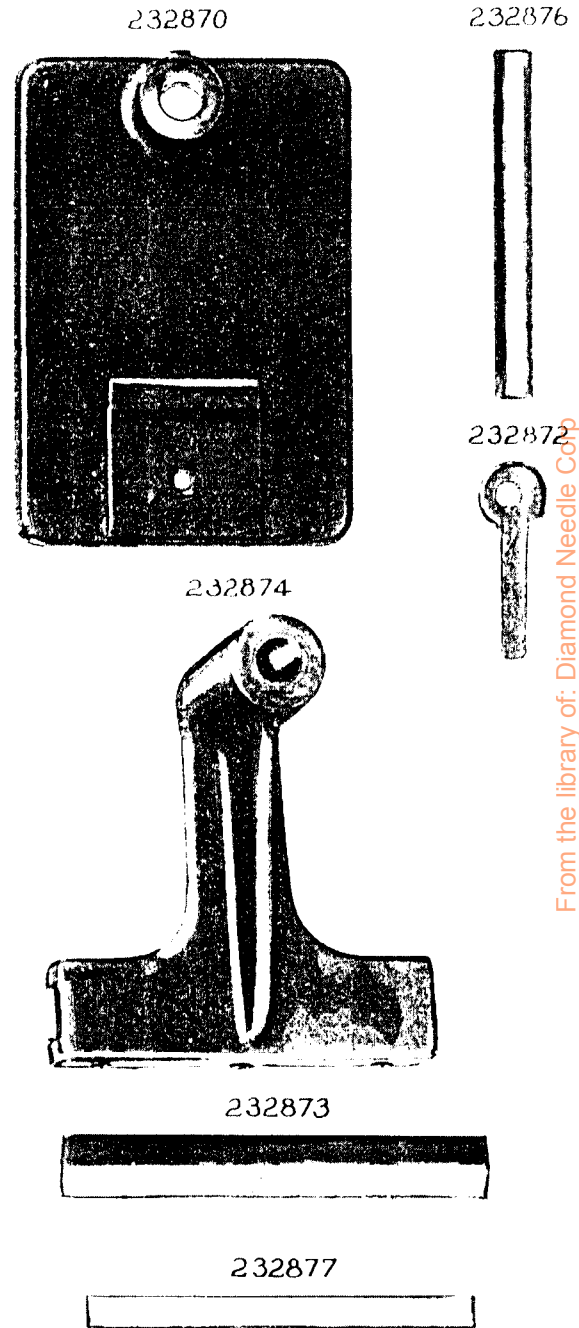


PLATE 13787 - ONE-HALF SIZE



From the library of: Diamond Needle Co.

PLATE 13811—FULL SIZE

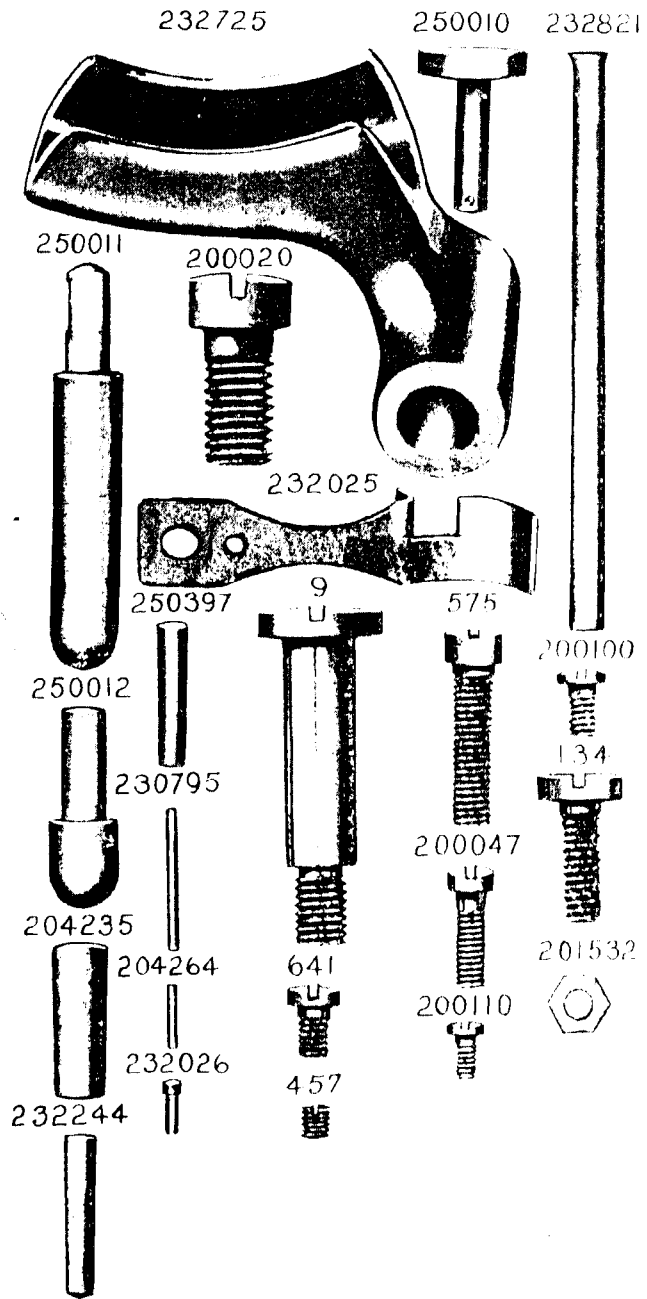
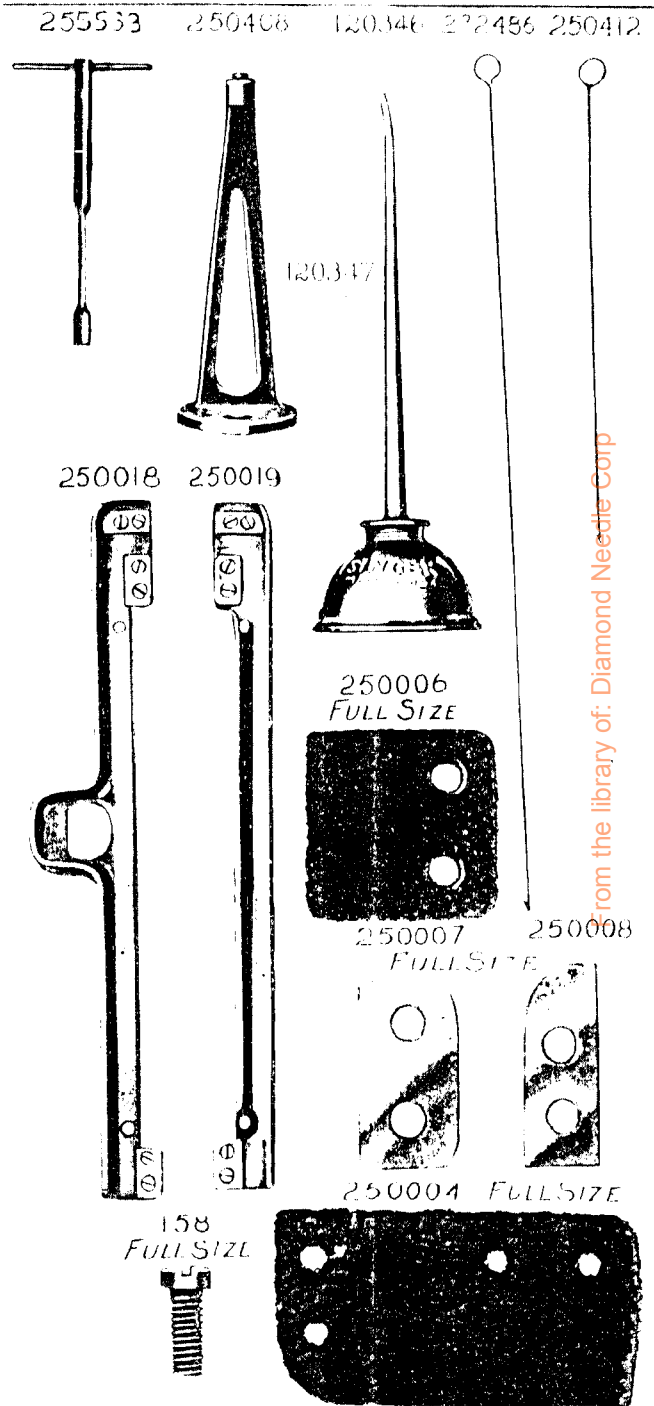


PLATE 13865—ONE-FOURTH SIZE



From the library of: Diamond Needle Corp

PLATE 13870—ONE-SIXTH SIZE

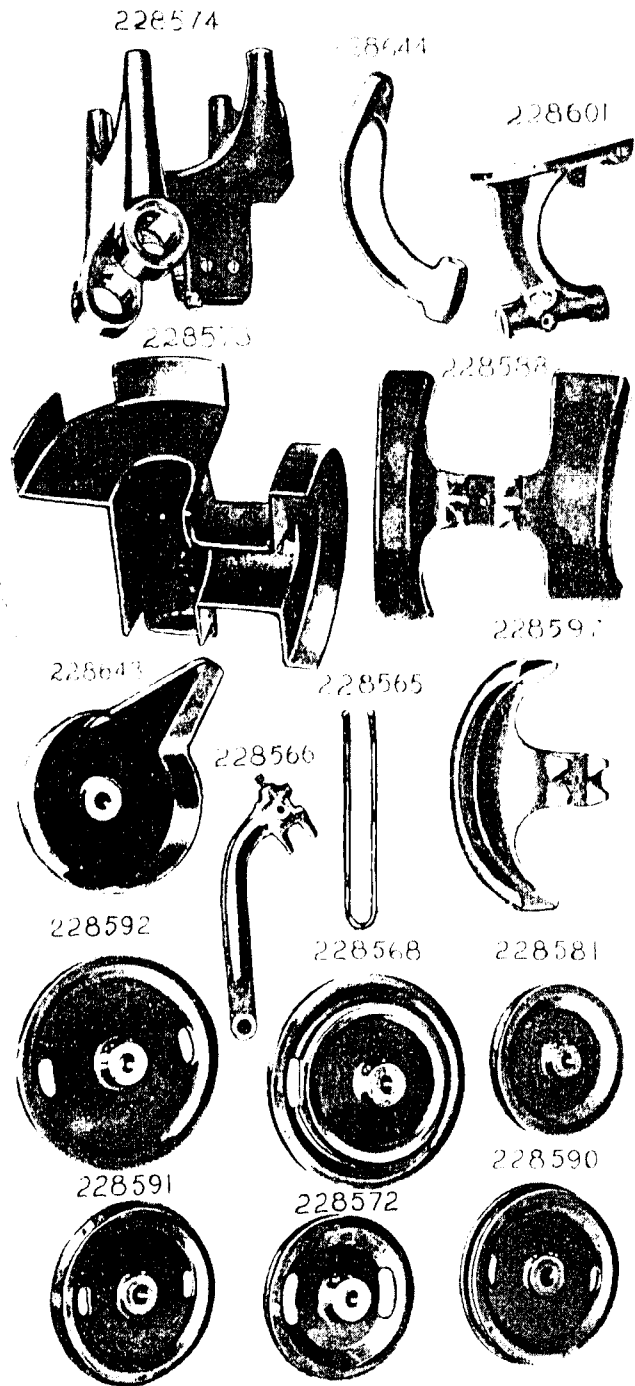


PLATE 13899—FULL SIZE

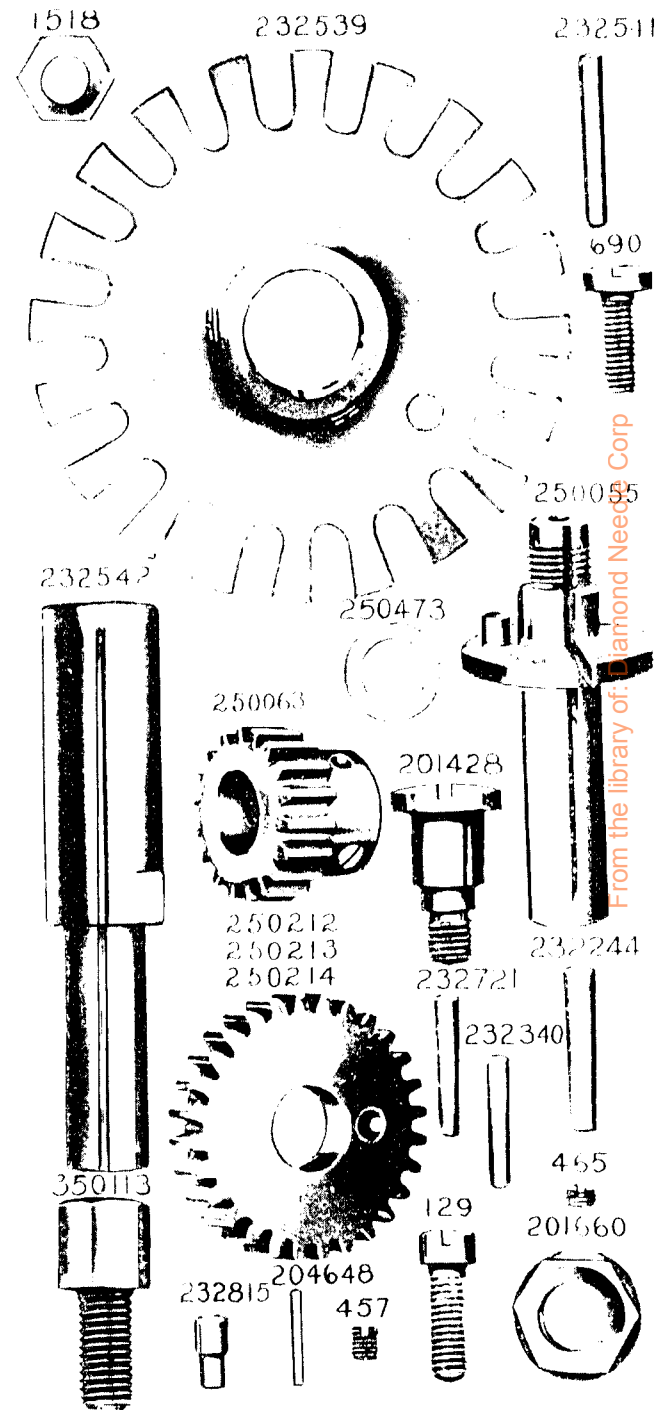




PLATE 13926—ONE-FOURTH SIZE

228618



228624



228625



228621



228622



228623



228620



228619



228607



228626

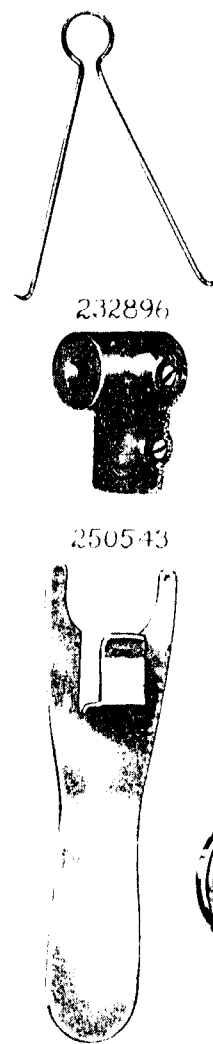


PLATE 13970—ONE-HALF SIZE

250472



225390



232895



350192



232896



225375



250543



22417


250424



250454



225391



From the library of: Diamond Needle Corp

PLATE 15415—FULL SIZE

350192




255509




255510



255511




255512



225393

201696

51046



250597



200159



200164



200082



PLATE 15437—ONE-HALF SIZE

228584



228586



228593



228595



228579



228571



228580



From the library of Diamond Needle Corp

PLATE 15448 - ONE-FOURTH SIZE

50285 126841 126752 150183 126868

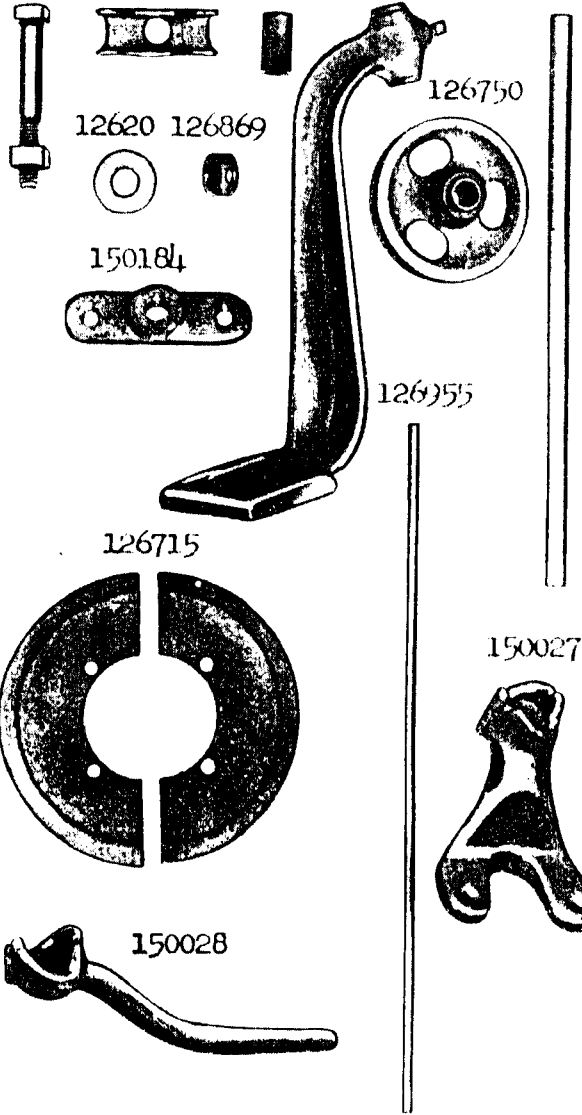



PLATE 15449 - FULL SIZE




From the library of: Diamond Needle Corp

PLATE 15451 - ONE-HALF SIZE


232488




232030



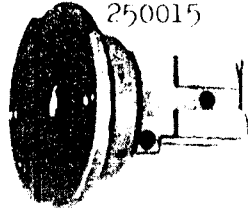
232002



232490



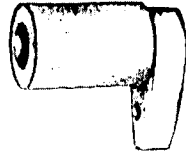
250015



232489



250032



255521

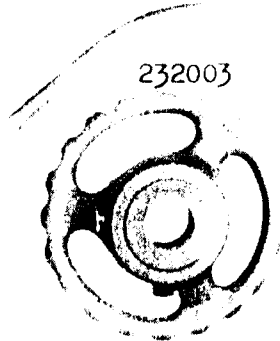


251025



255527

232003



251271



PLATE 15452 - ONE-FOURTH SIZE

250033



250155

250034 250035



255206




250036



250037



256045



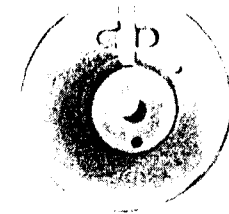
250038




256043



255171



256016



From the library of: Diamond Needle Corp

PLATE 15453 - ONE-HALF SIZE

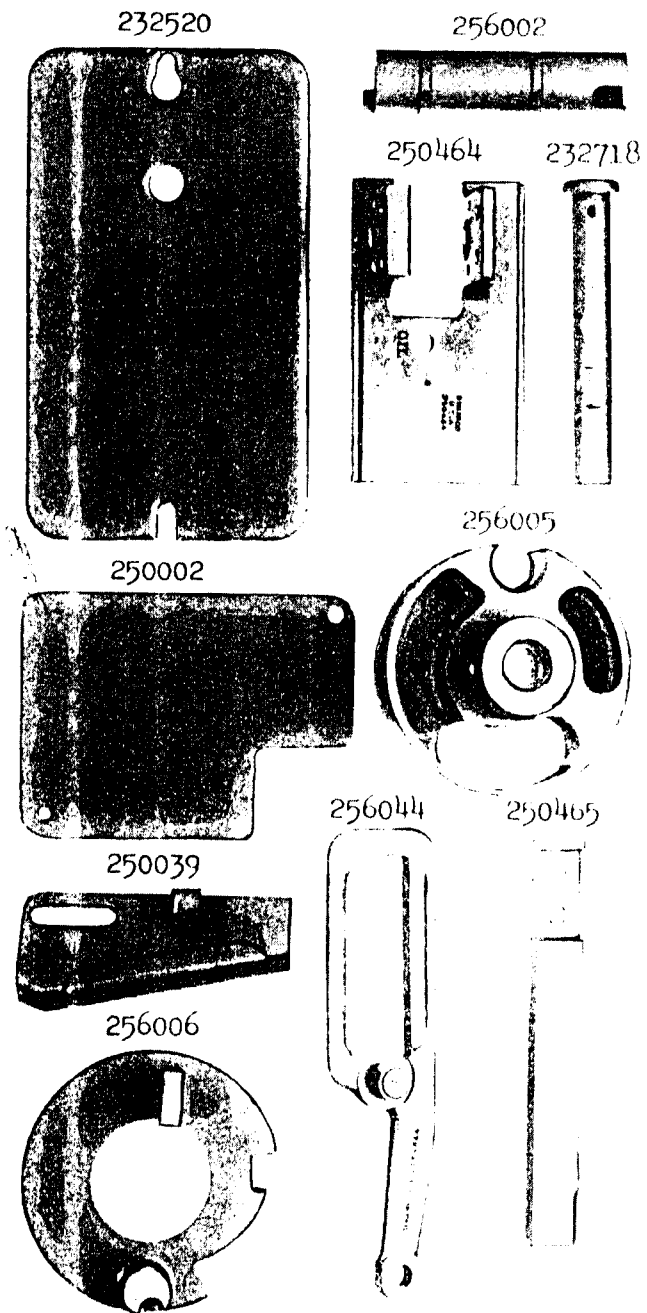


PLATE 15454 - FULL SIZE

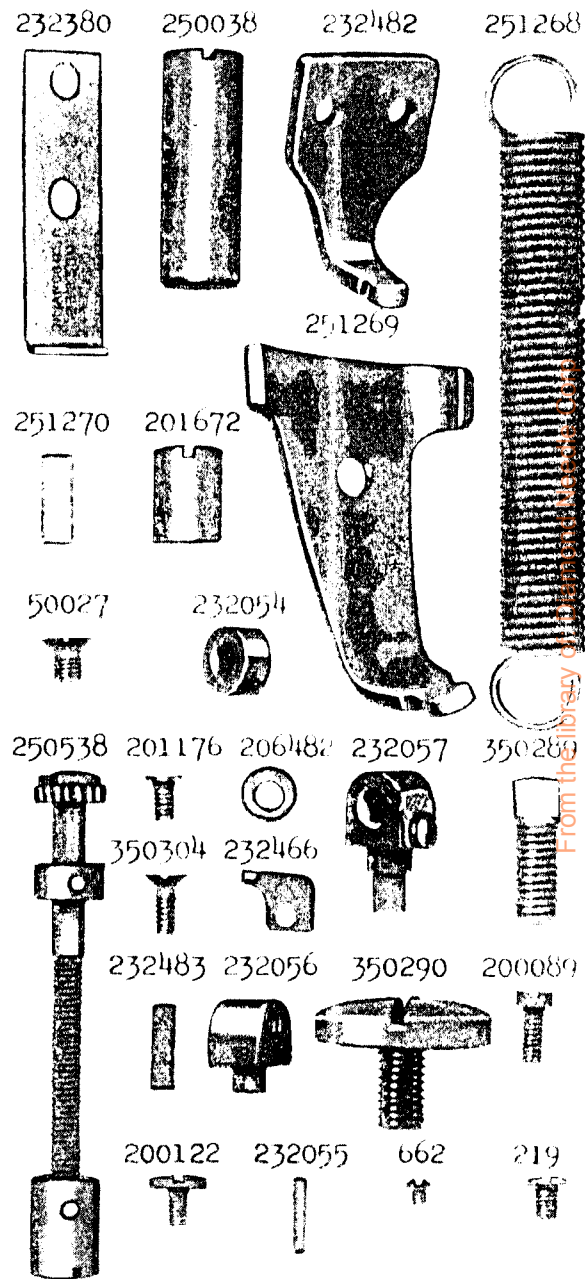


PLATE 15455 - FULL SIZE

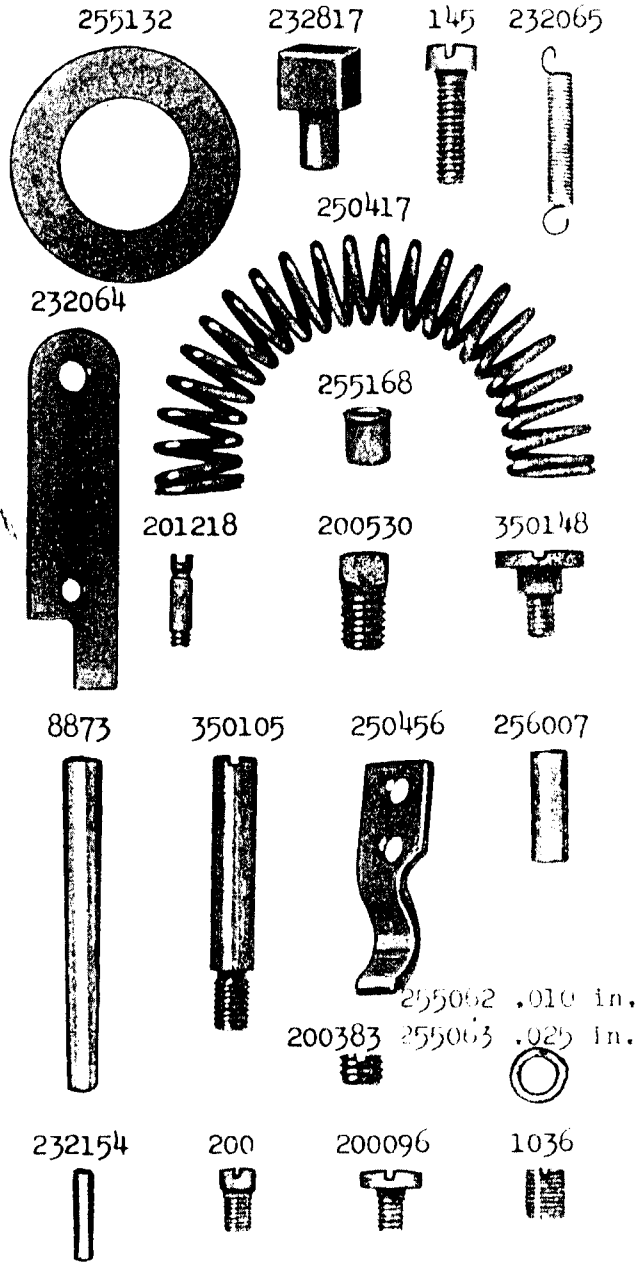
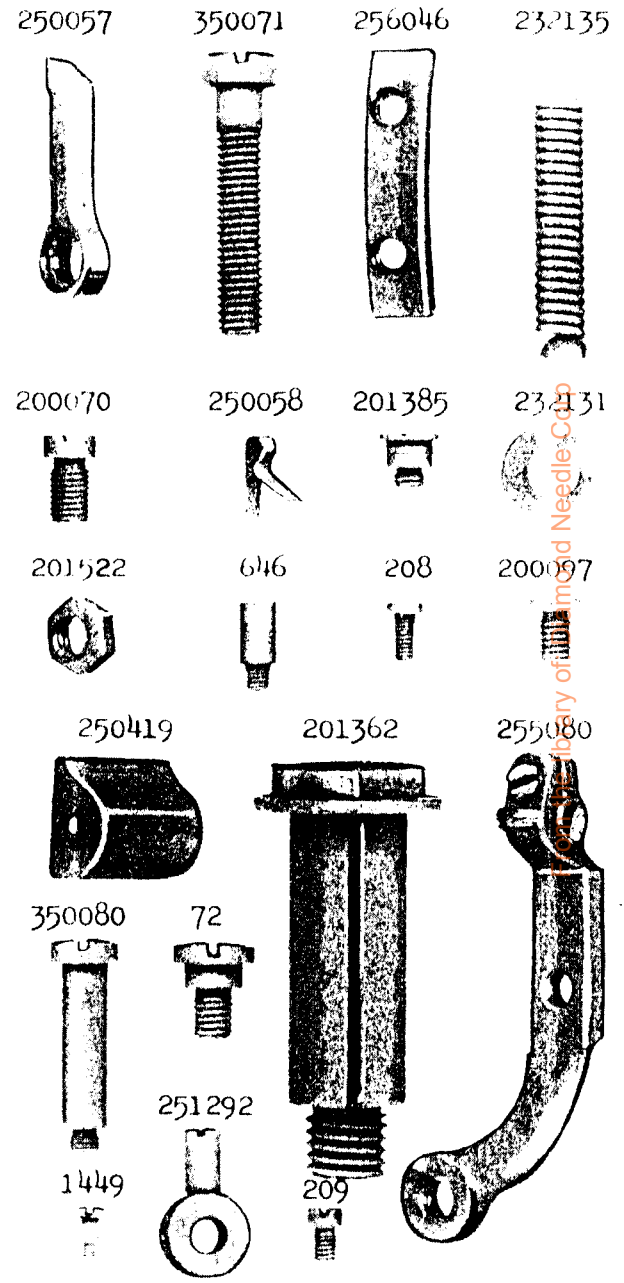



PLATE 15456 - FULL SIZE



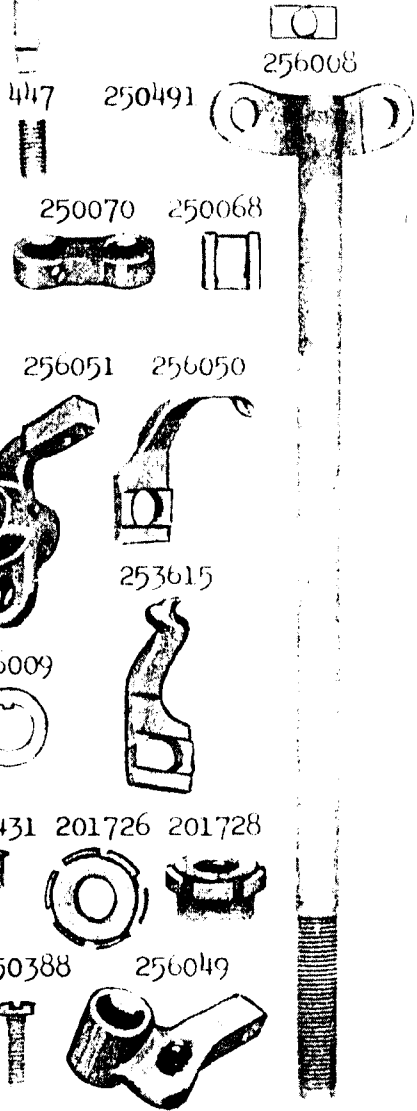
Copyright © 2010 by Armid Needle Co.

PLATE I5457 - FULL SIZE


250436 250435



250074 .005 in. thick
 250449 .010 in. thick
 250450 .020 in. thick
 250537 .030 in. thick

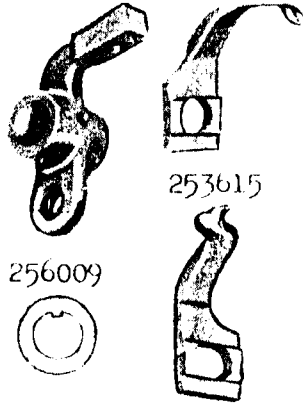


251518



250070 250068

256051 256050



250589 201431 201726 201728

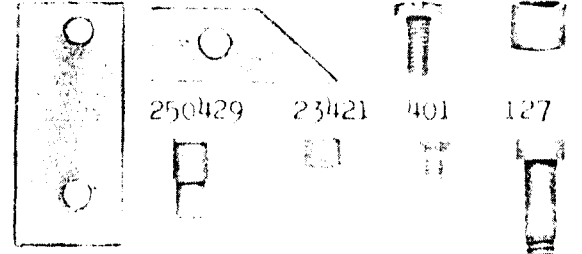


250072 350388 256049



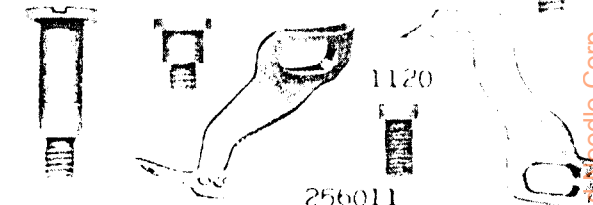
PLATE I5458 - FULL SIZE

250076 250077 190 201896



250429 23421 401 127

201433 201099 252507 253472



1120

256011



201722 250086



256012

250091



201727



250090



From the library of: Diamond Seedle Corp

PLATE 15459 - ONE-HALF SIZE

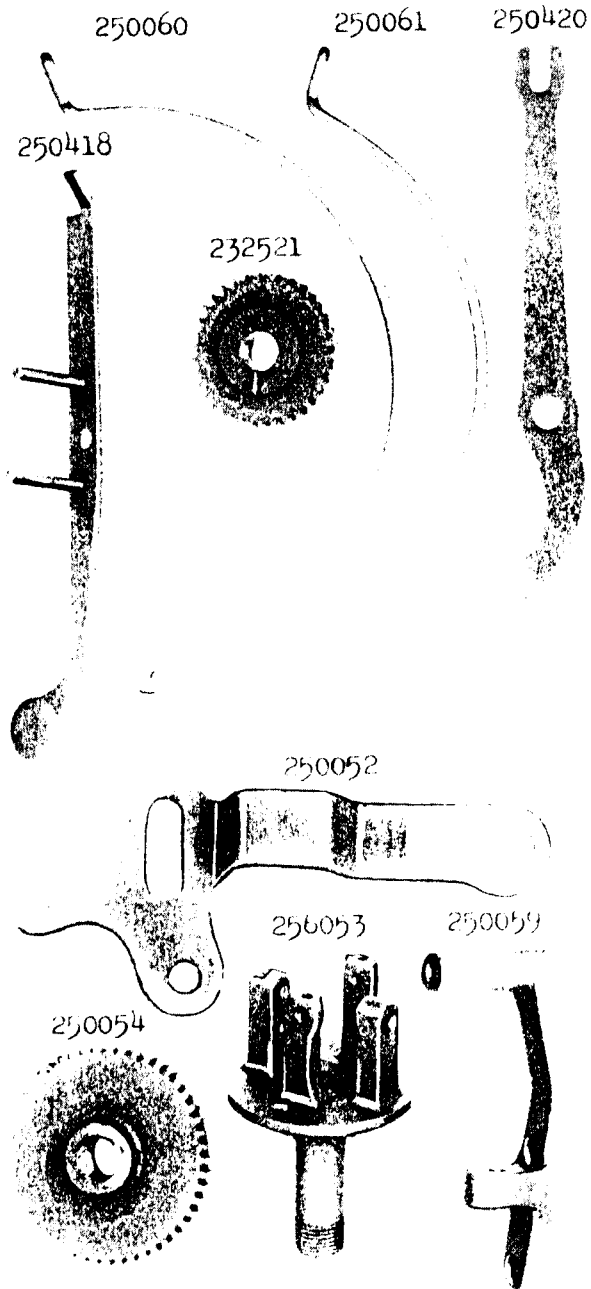


PLATE 15460 - FULL SIZE

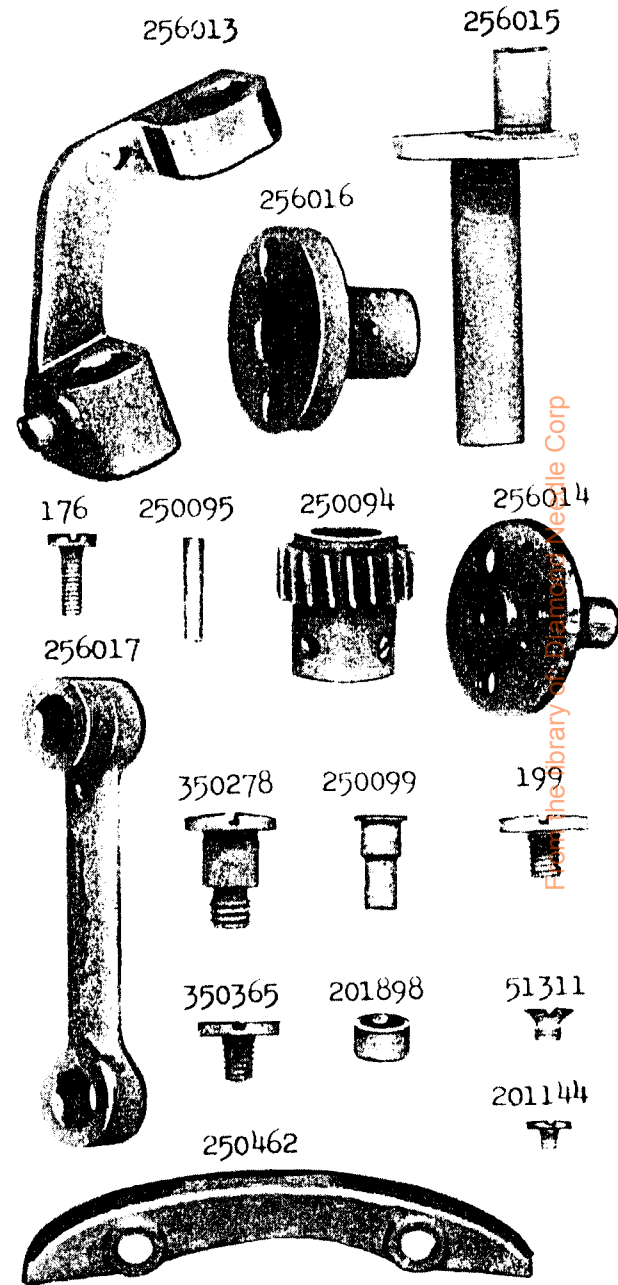


PLATE 15461 - FULL SIZE

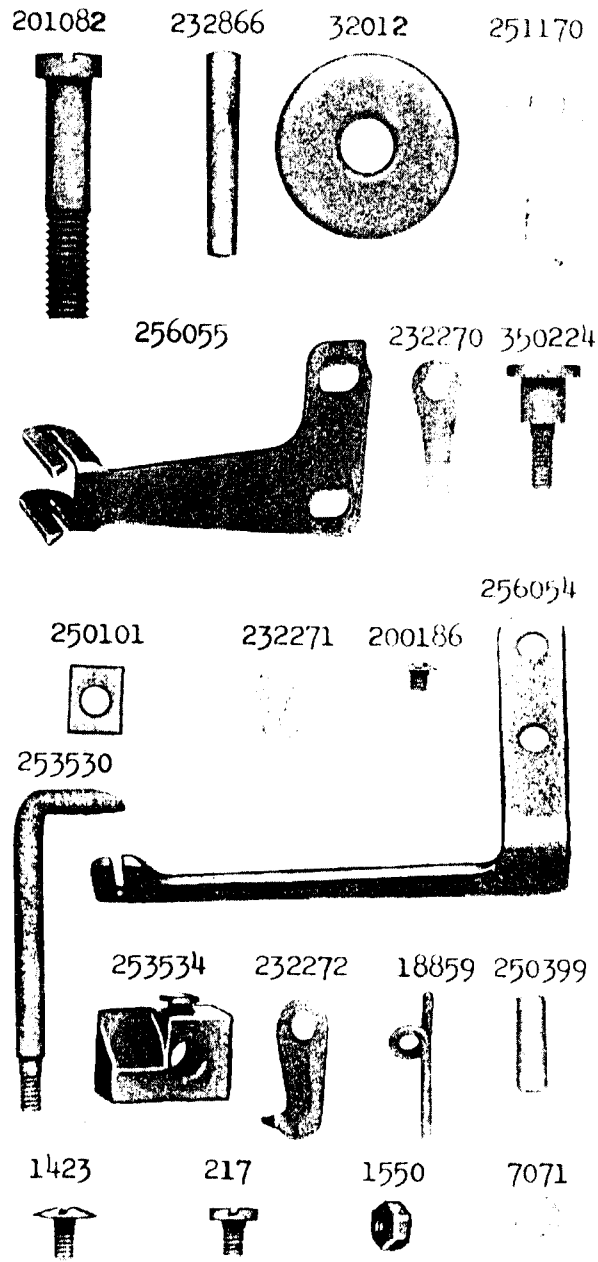
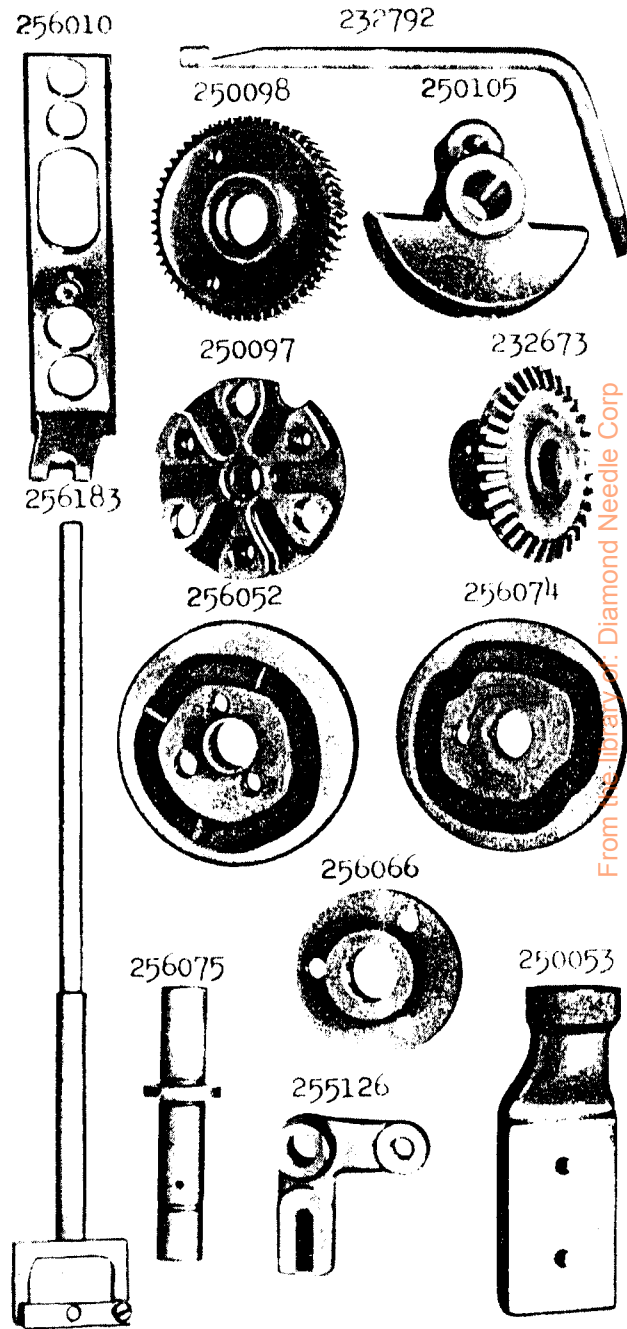


PLATE 15462 - ONE-HALF SIZE



From the library of: Diamond Needle Corp

PLATE 15464 - FULL SIZE


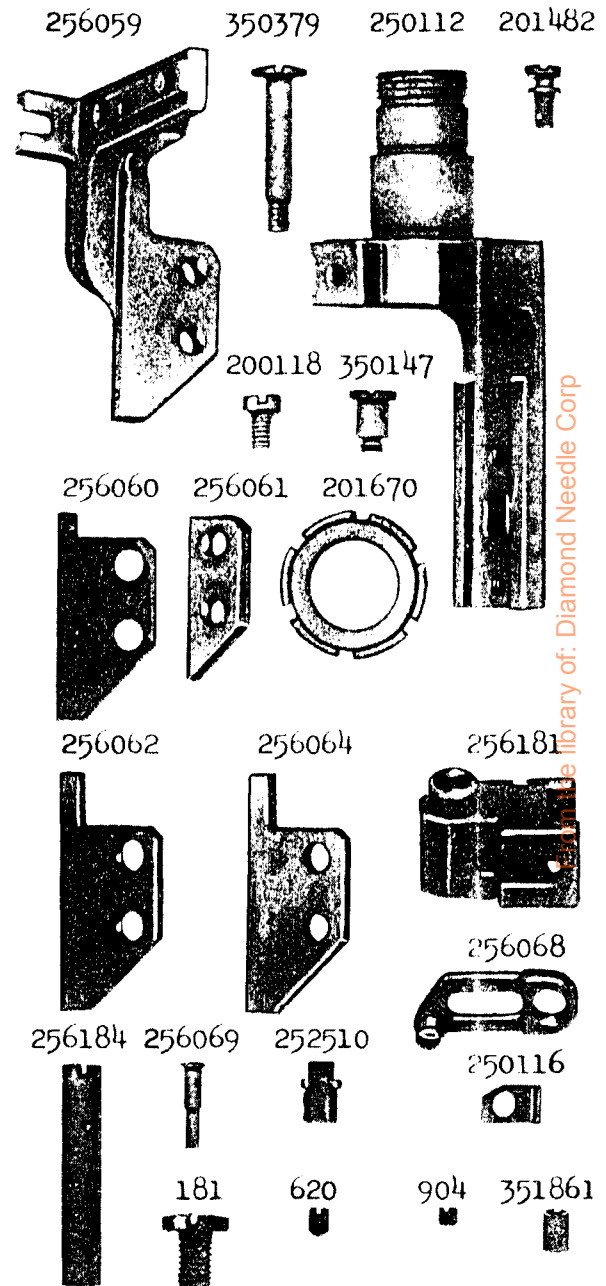


PLATE 15465 - FULL SIZE



Library of: Diamond Needle Corp

PLATE 15466 - FULL SIZE

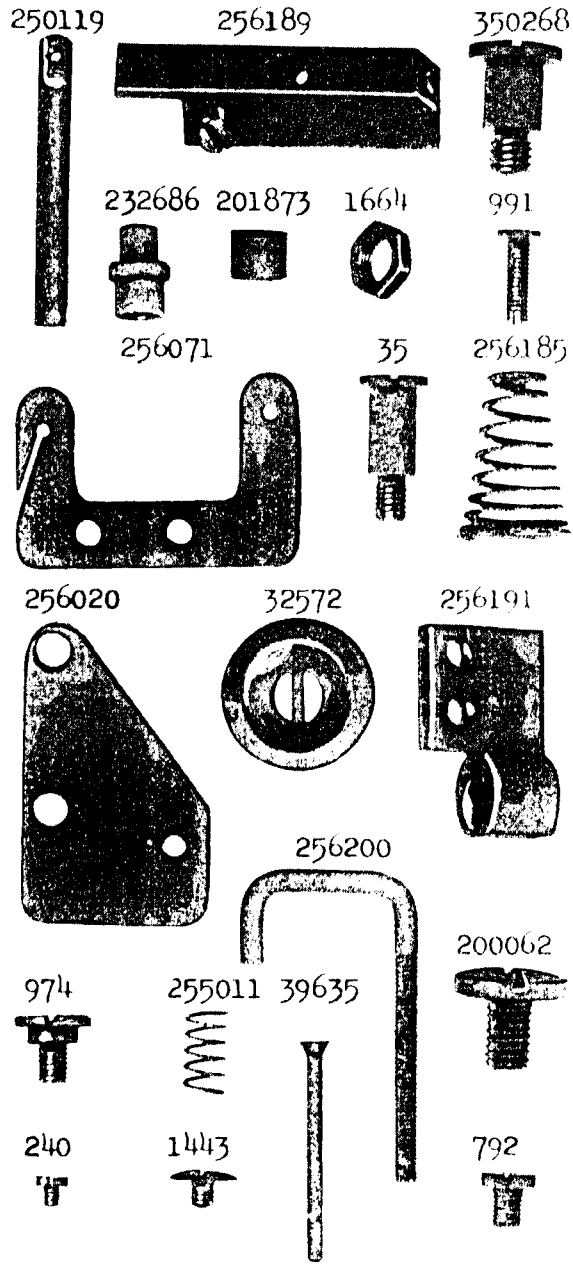
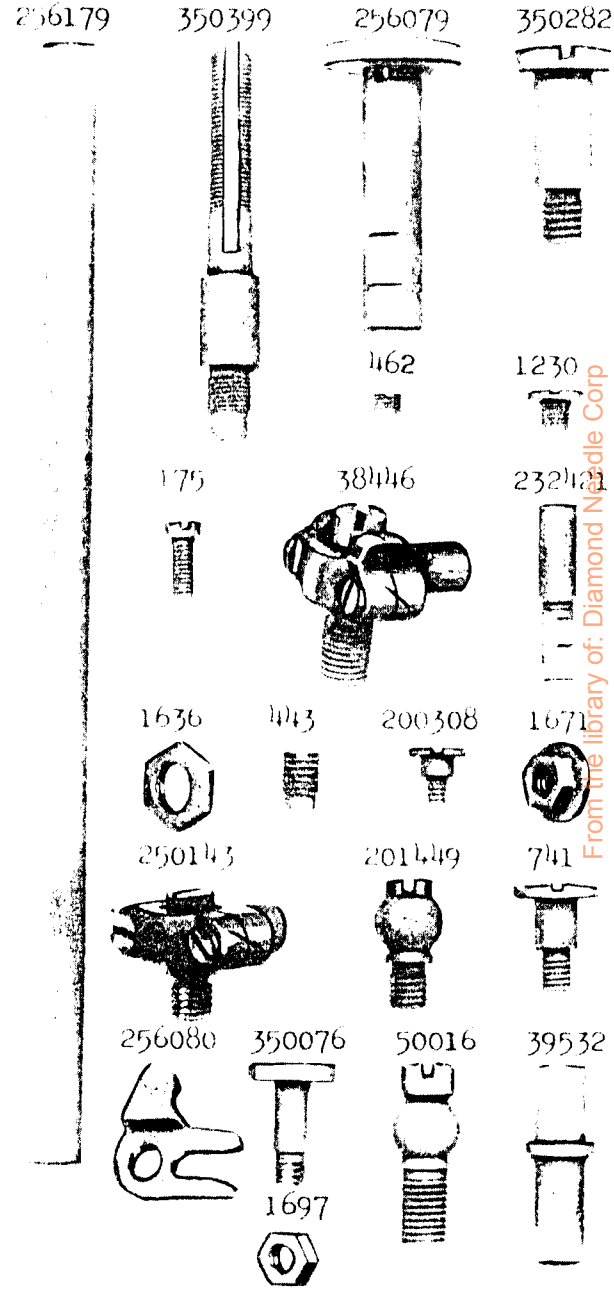


PLATE 15467 - FULL SIZE



From the library of: Diamond Needle Corp

PLATE 15468 - ONE-HALF SIZE

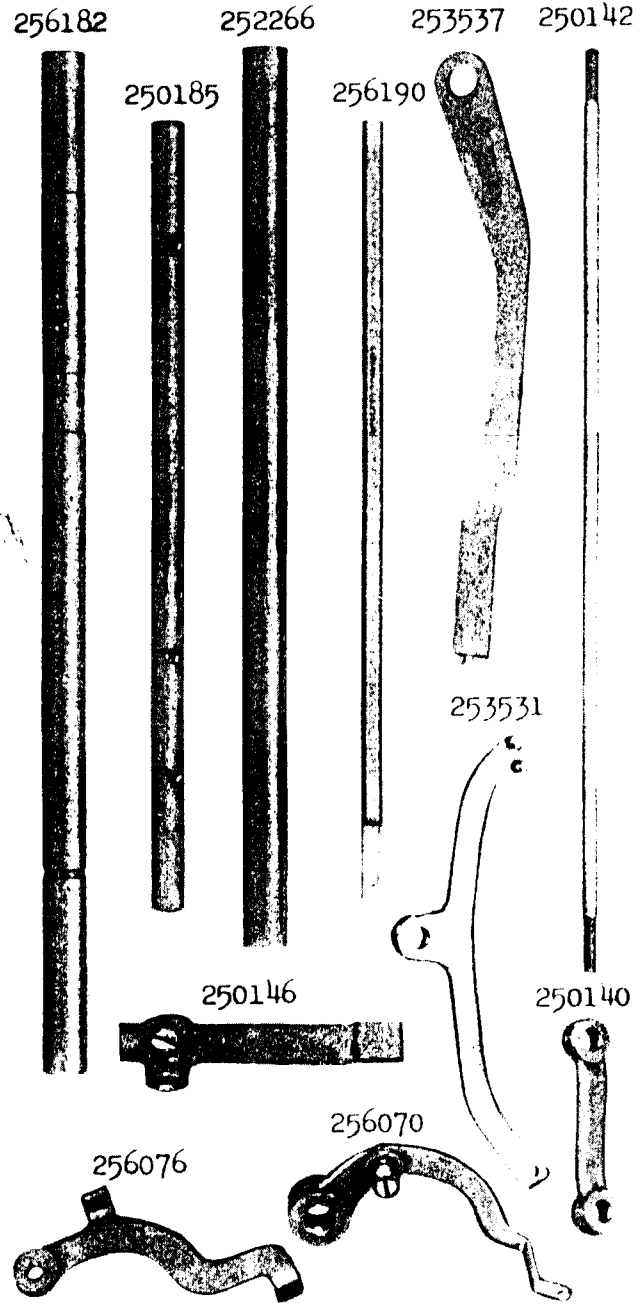



PLATE 15469 - ONE-HALF SIZE



From the library of Diamond Needle Corp.

PLATE 15470 - FULL SIZE

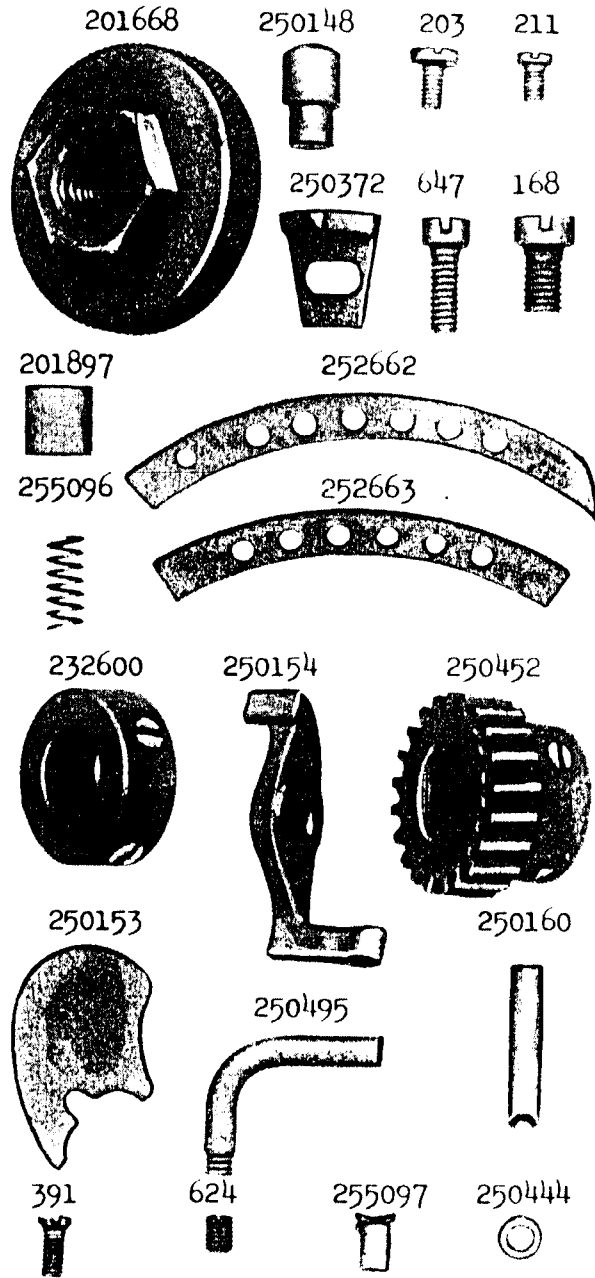


PLATE 15471 - ONE-HALF SIZE

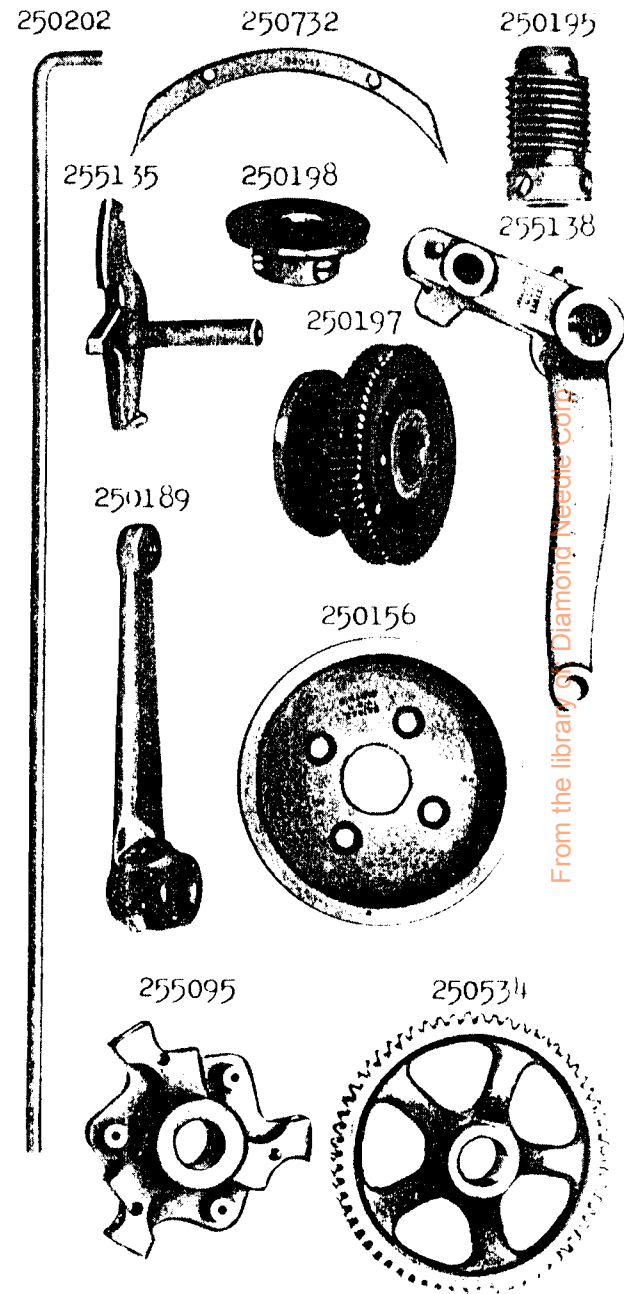


PLATE 15474 - ONE-HALF SIZE

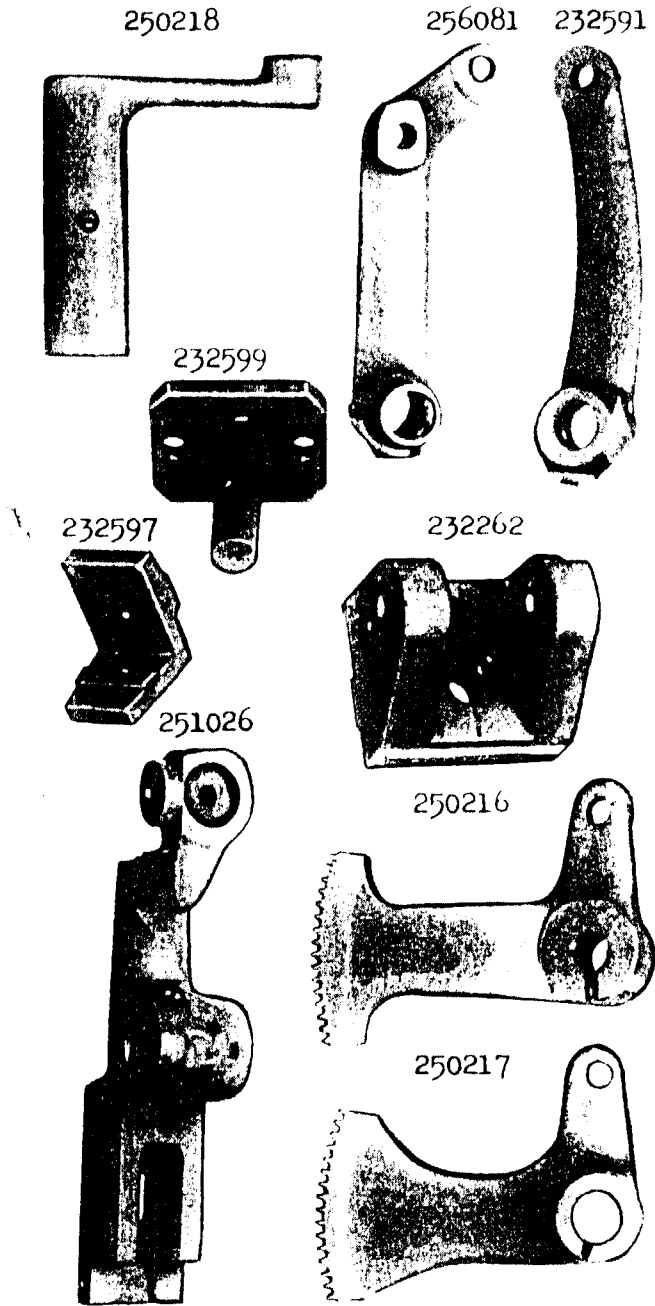
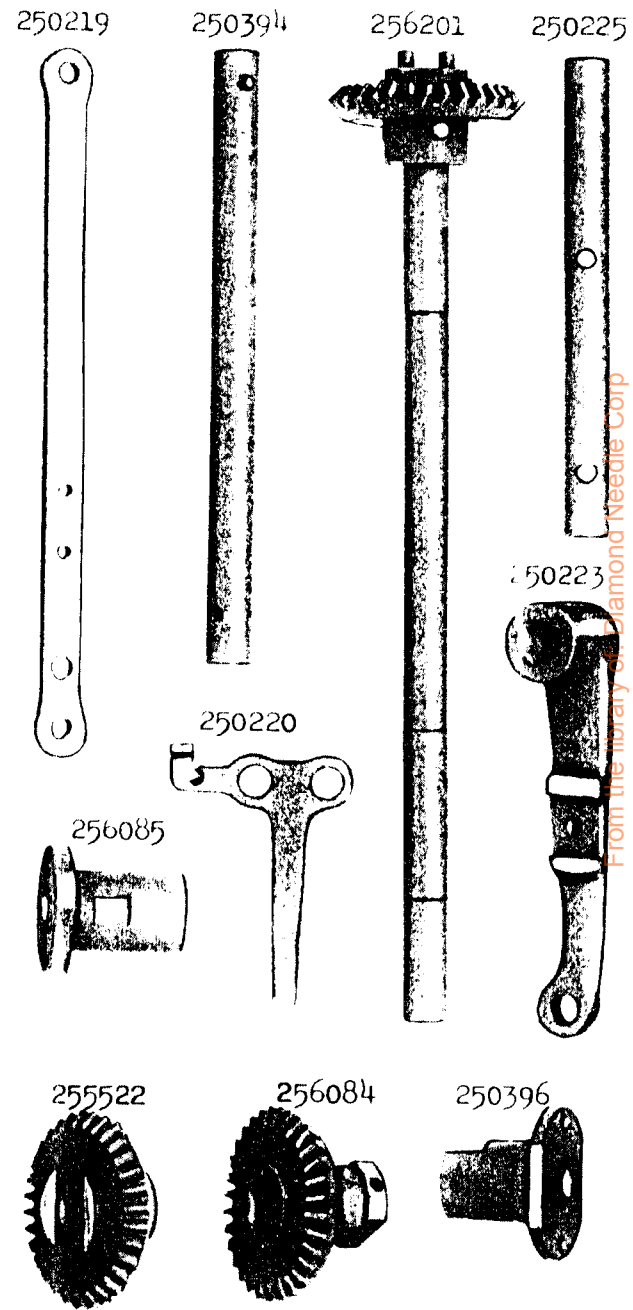


PLATE 15475 - ONE-HALF SIZE



From the library of Diamond Needle Corp

PLATE 15476 - FULL SIZE

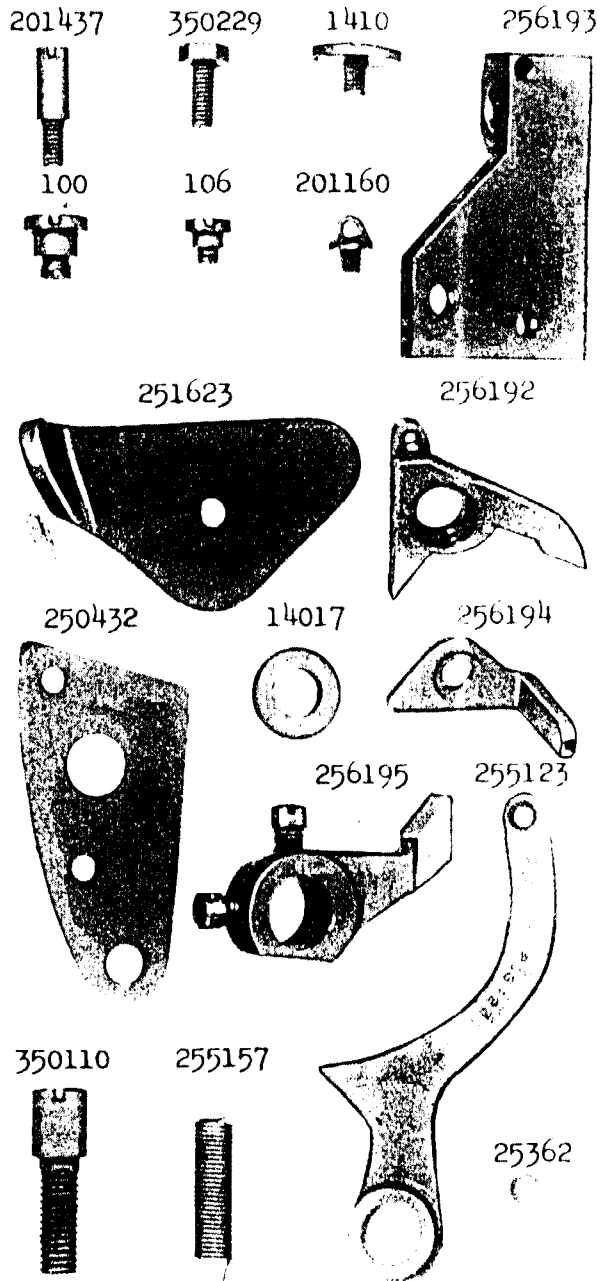



PLATE 15477 - FULL SIZE



from the library of the University of Michigan

PLATE 15478 - FULL SIZE

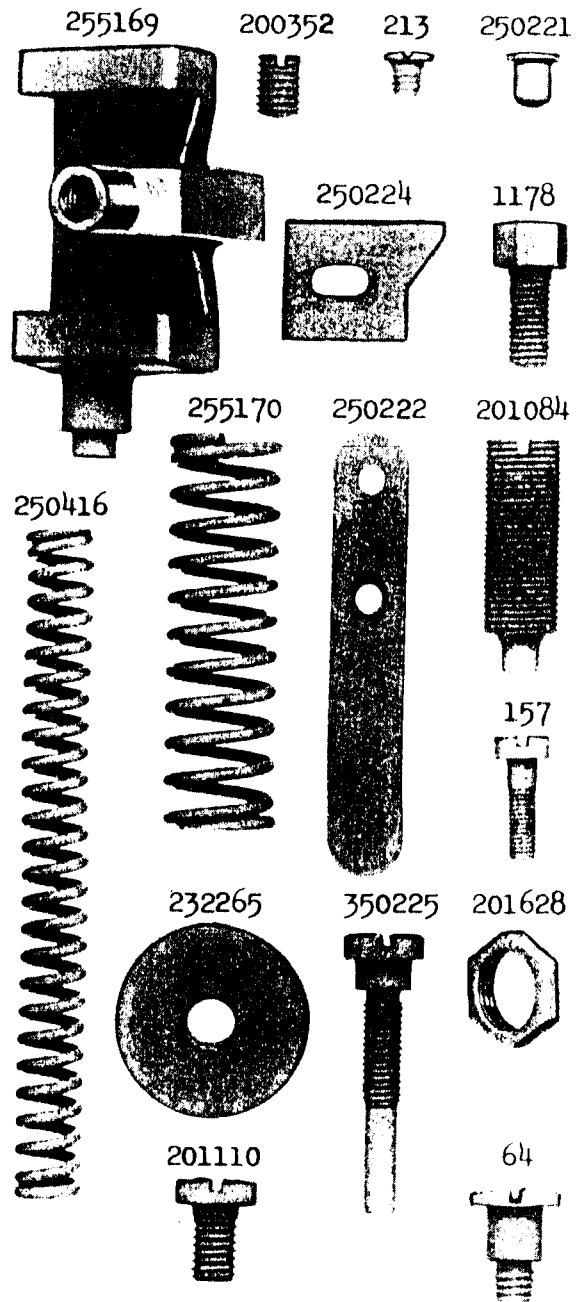


PLATE 15480 - ONE-HALF SIZE

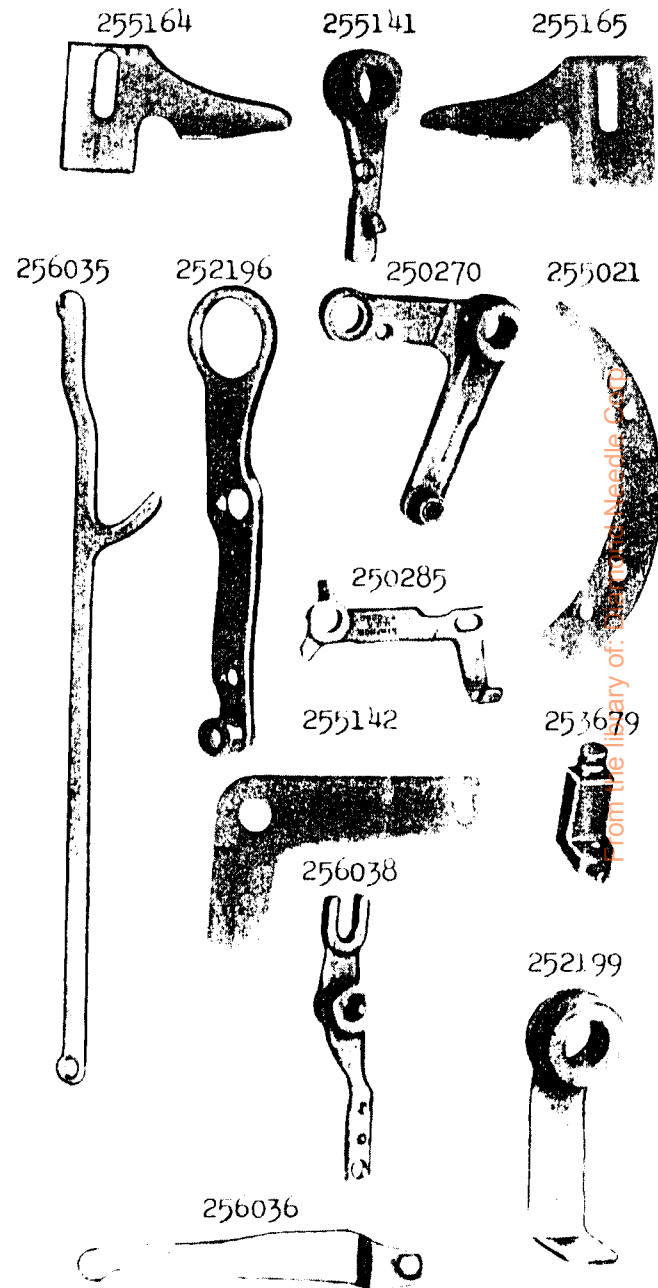


PLATE 15481 - FULL SIZE

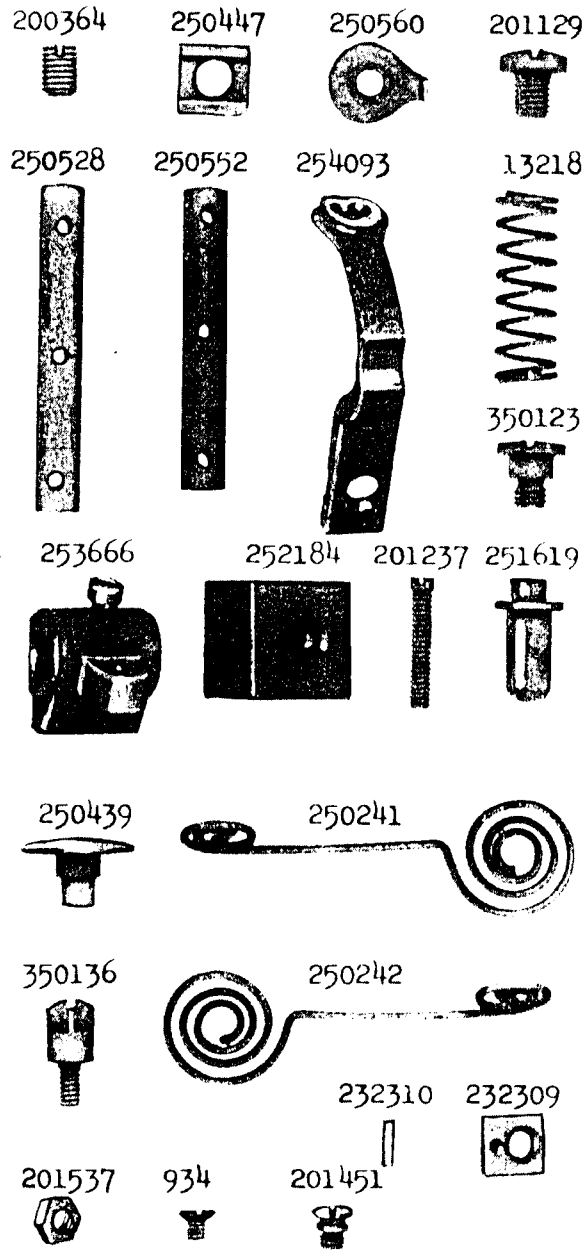
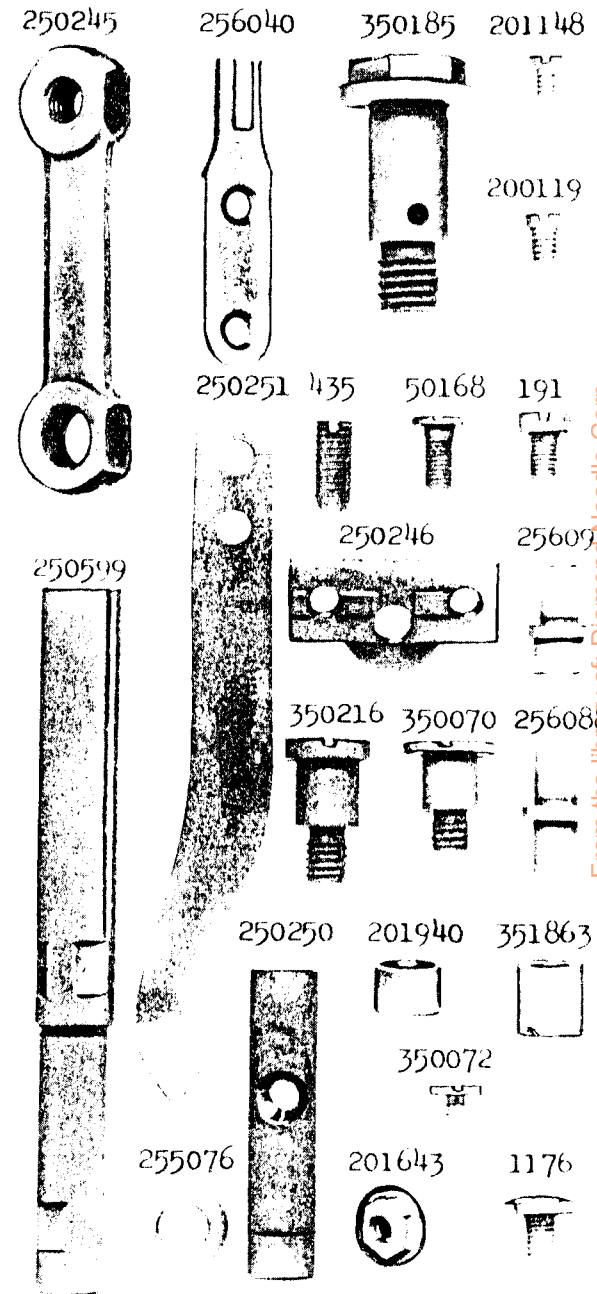


PLATE 15482 - FULL SIZE



From the library of: Diamond Needle Corp

PLATE 15484 - FULL SIZE

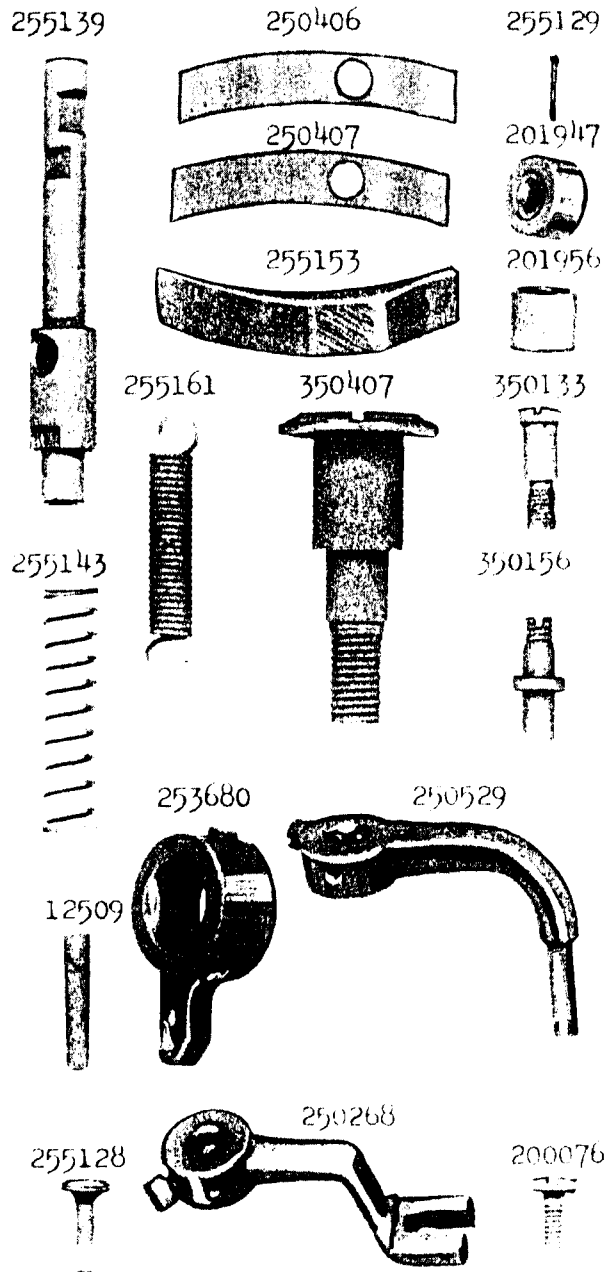
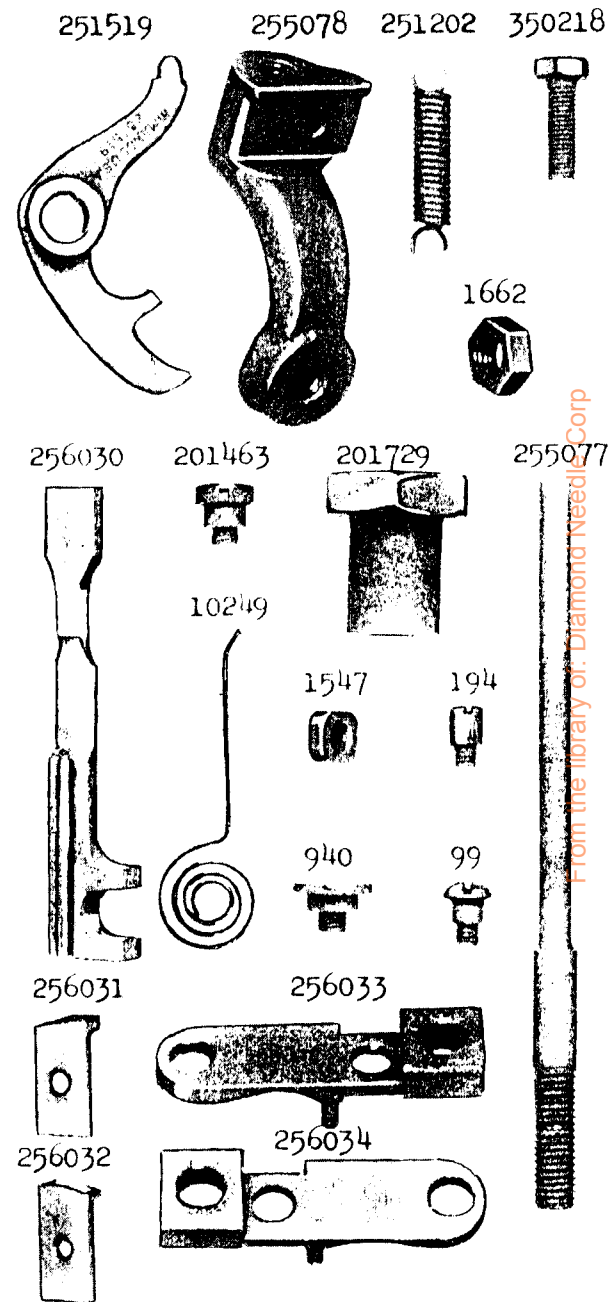


PLATE 15485 - FULL SIZE



From the library of: Diamond Needle Corp

PLATE 15486 - FULL SIZE

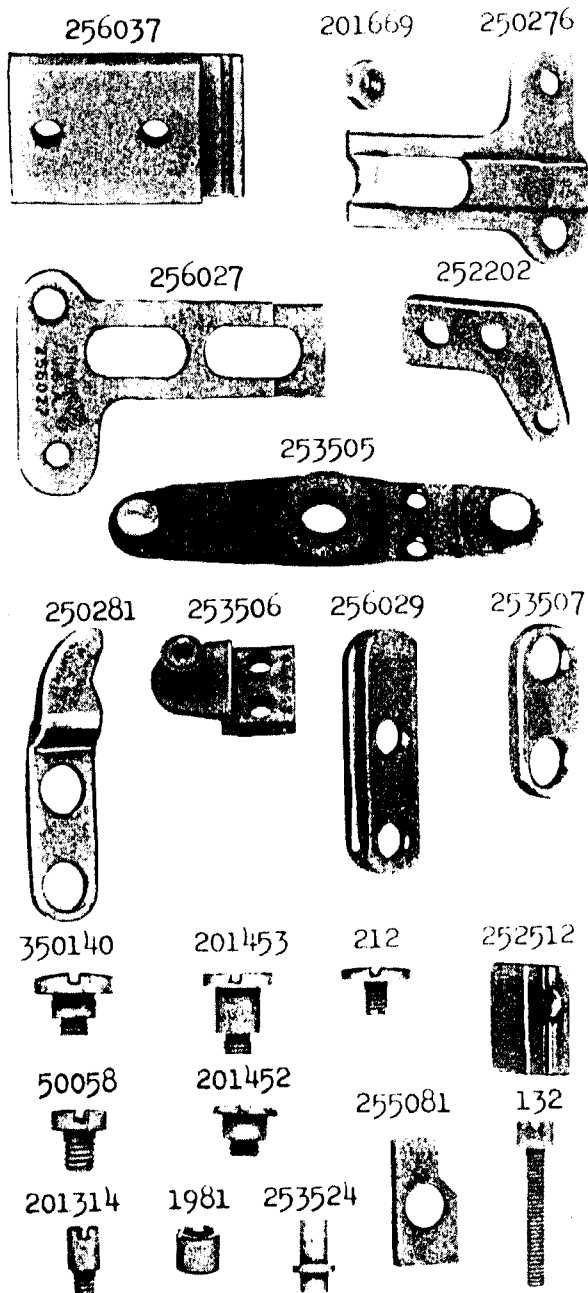
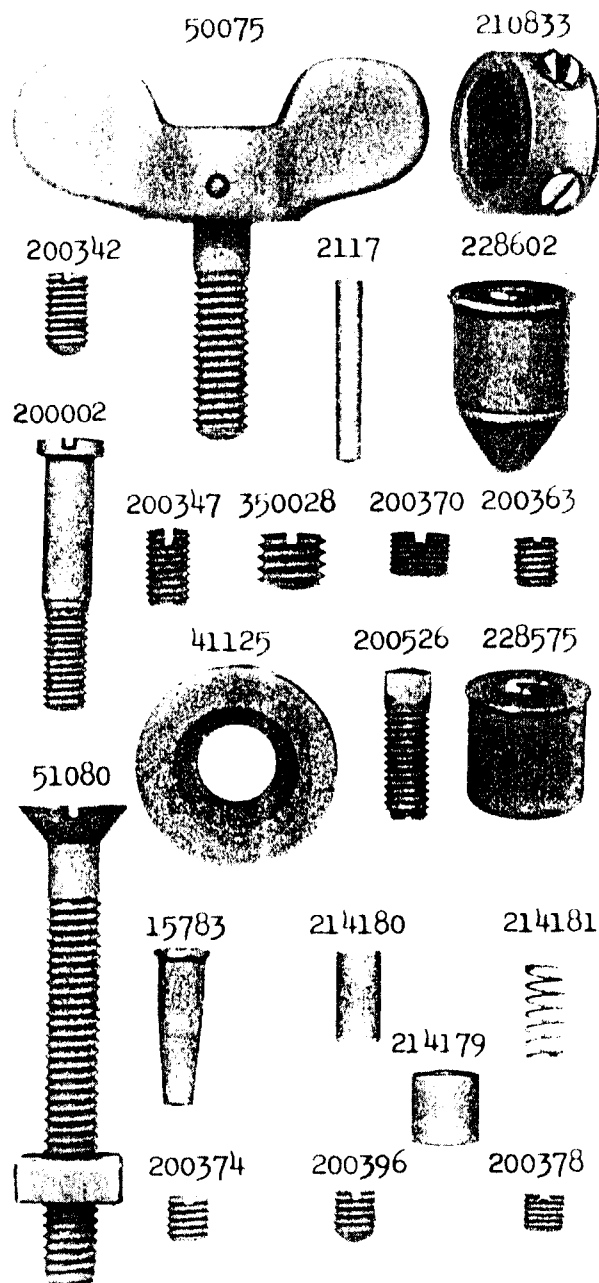


PLATE 15488 - FULL SIZE



From the library of: Diamond Needle Corp

PLATE 15489 - ONE-HALF SIZE

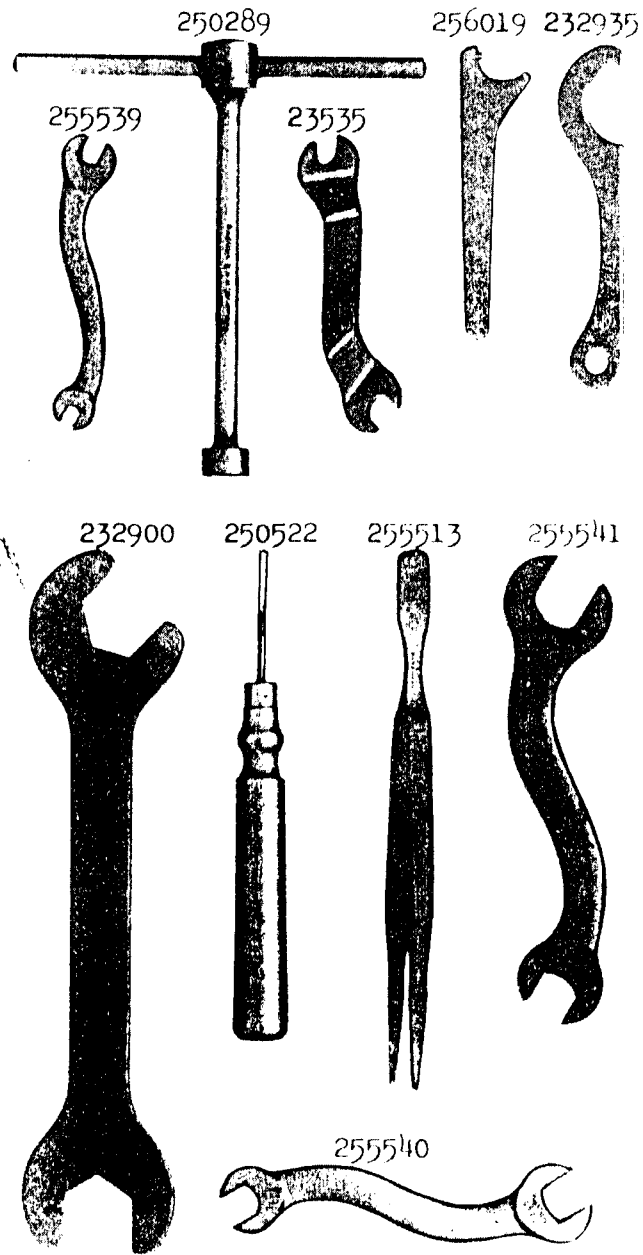
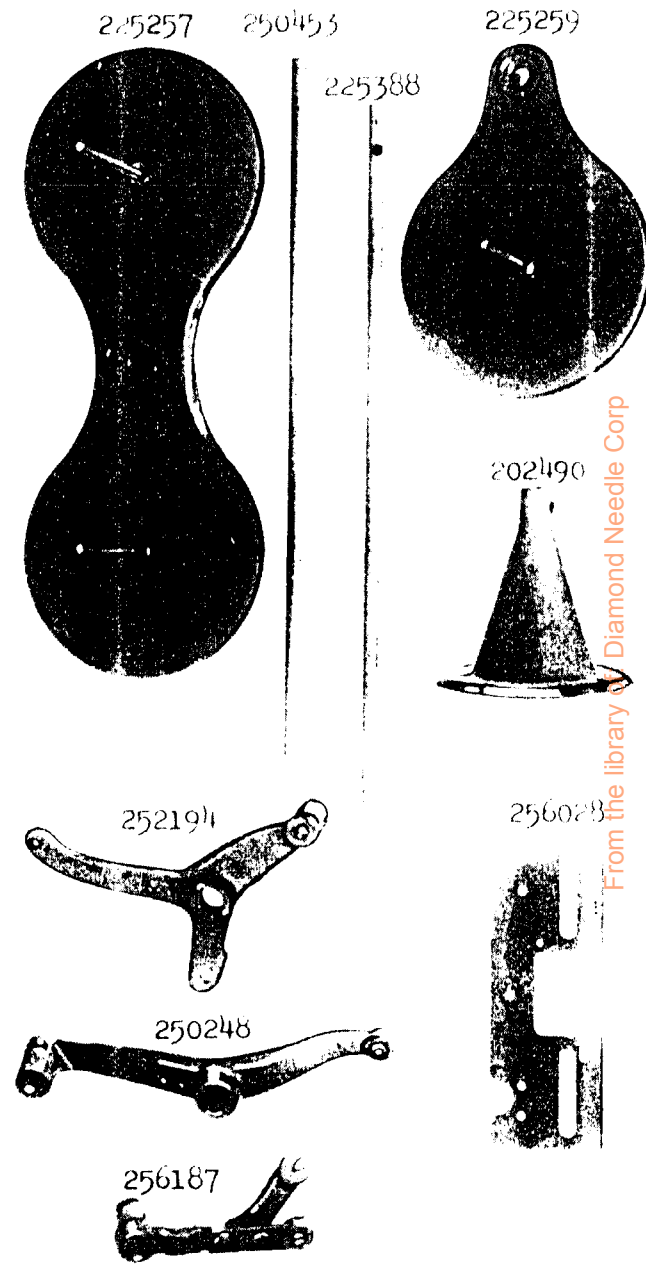


PLATE 15490 - ONE-FOURTH SIZE



From the library of Diamond Needle Corp

PLATE 16309 - ONE-HALF SIZE

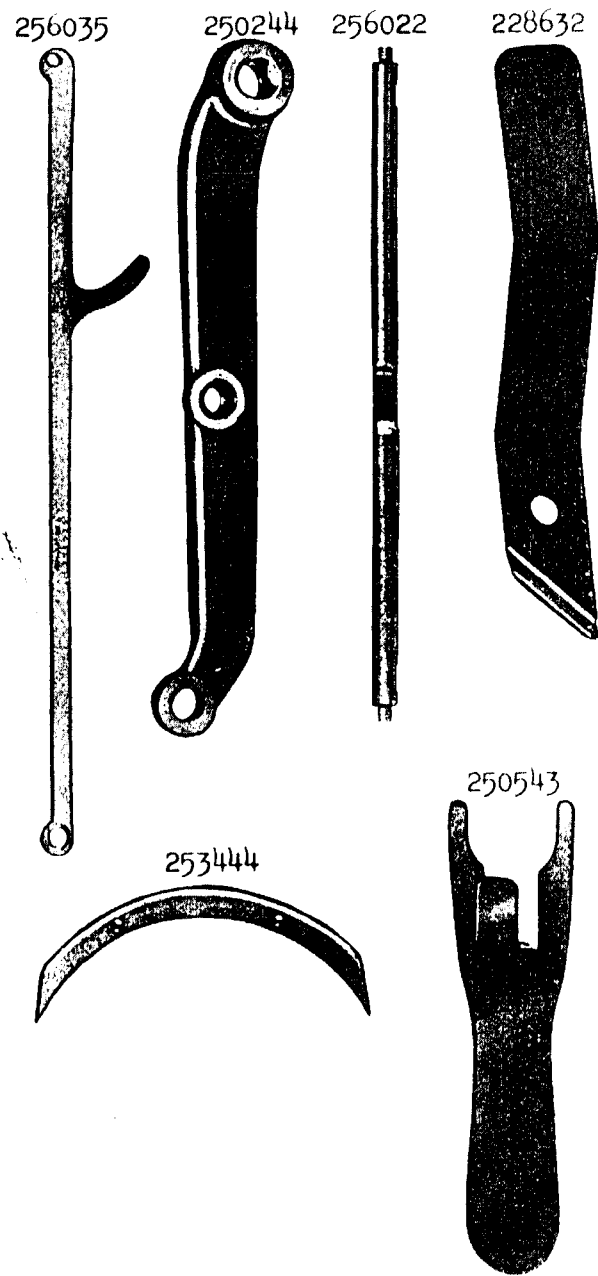
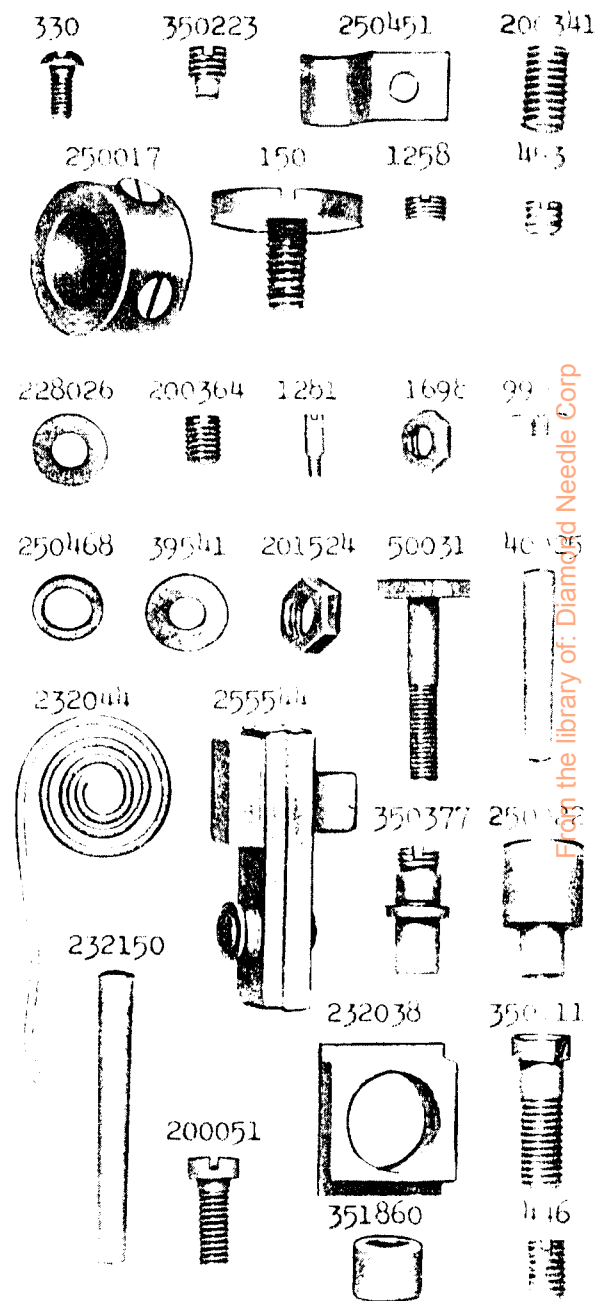


PLATE 16314 - FULL SIZE



From the library of: Diamond Needle Corp

PLATE 16340 - FULL SIZE

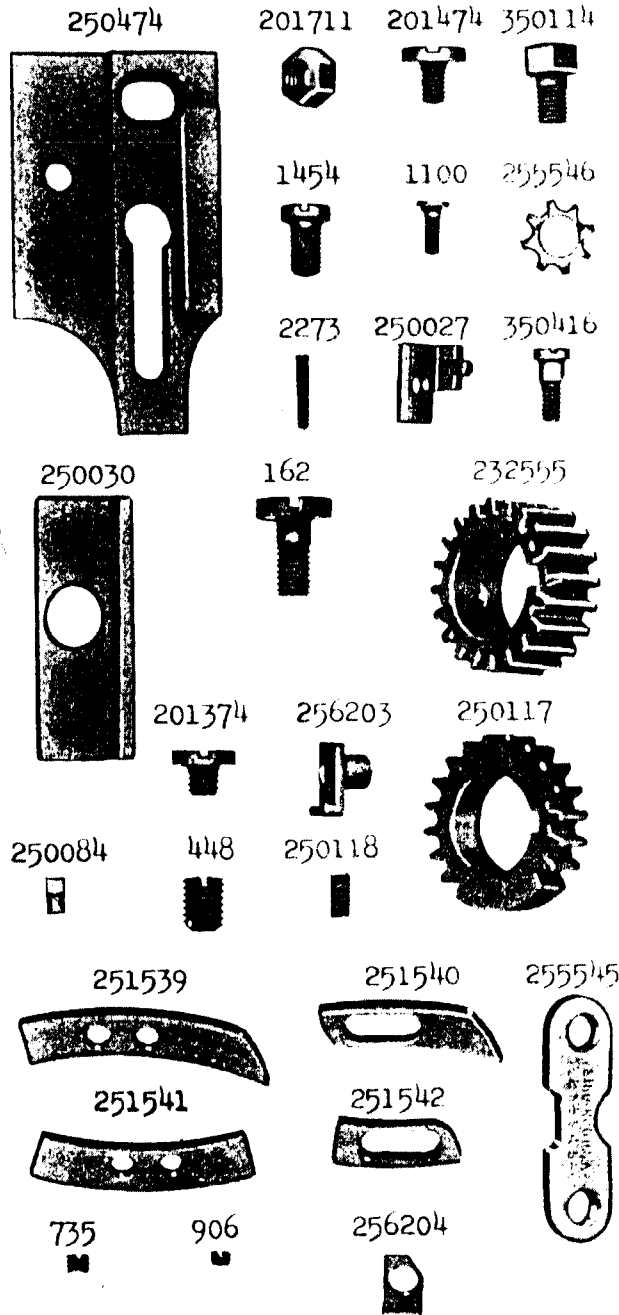
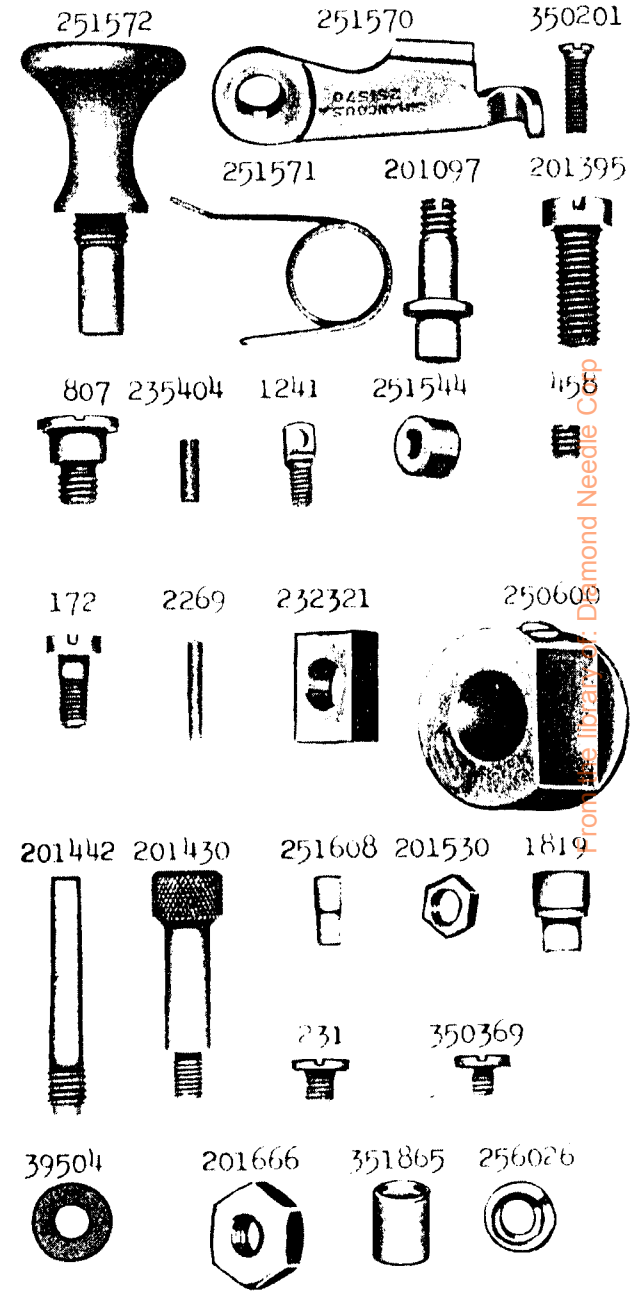


PLATE 16341 - FULL SIZE



From the Library of Diamond Needle Corp

PLATE 16342 - ONE-HALF SIZE

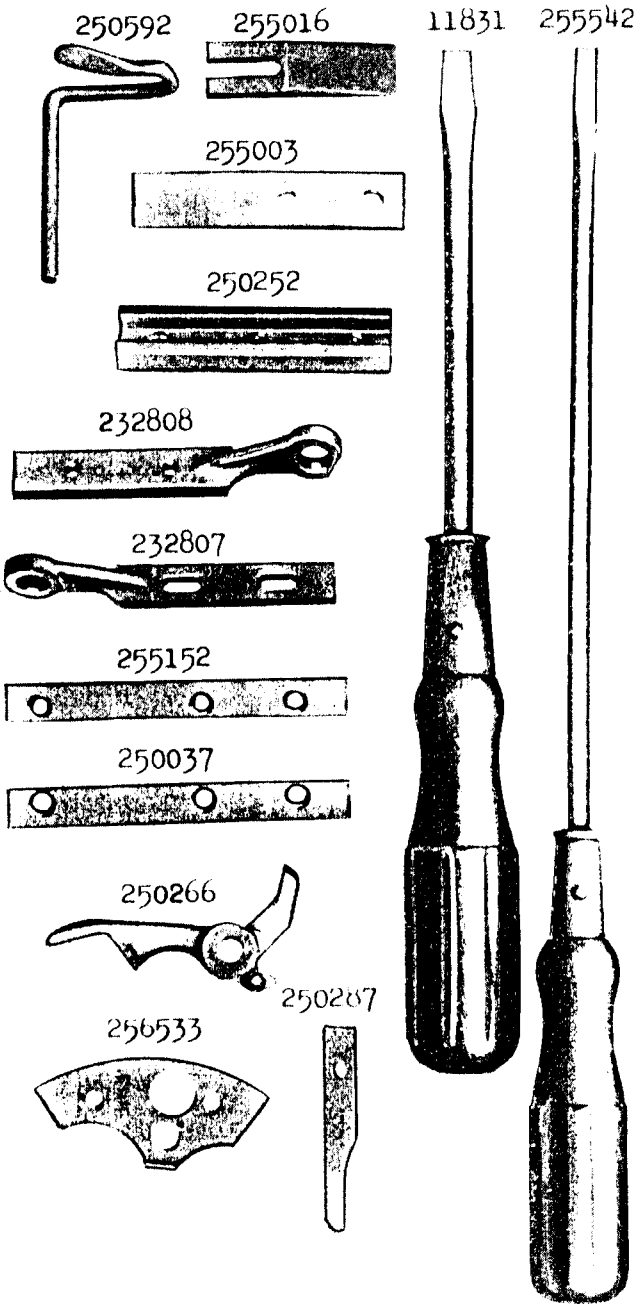
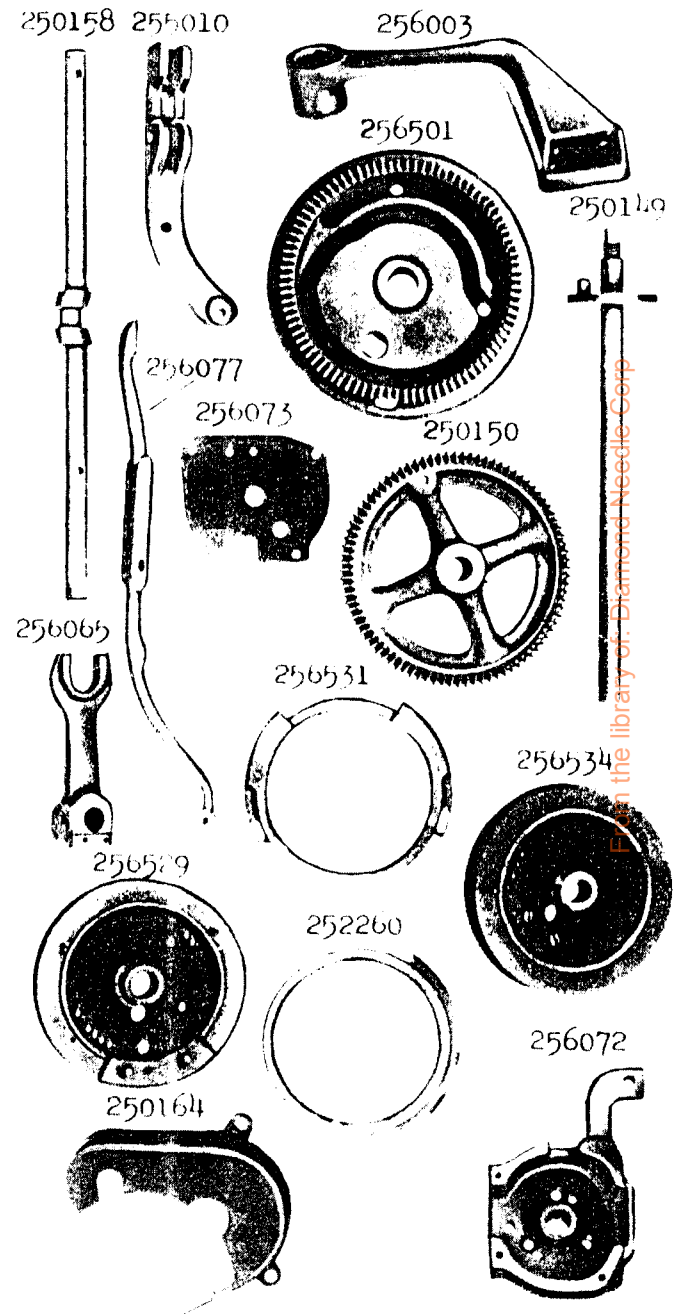


PLATE 16343 - ONE-FOURTH SIZE



From the library of: Diamond Needle Corp

PLATE 16344 - FULL SIZE

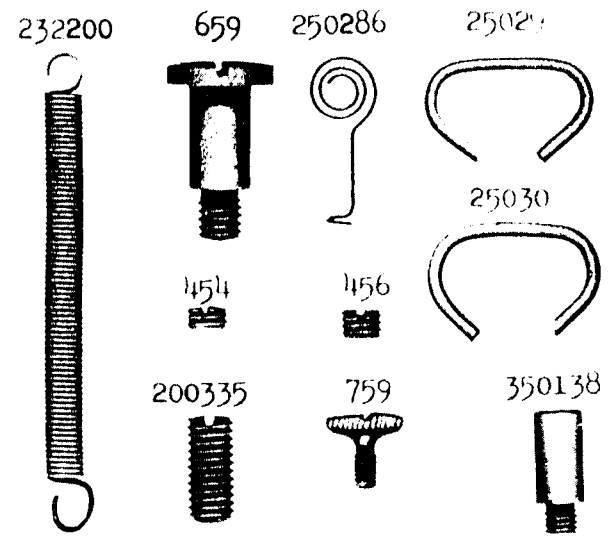
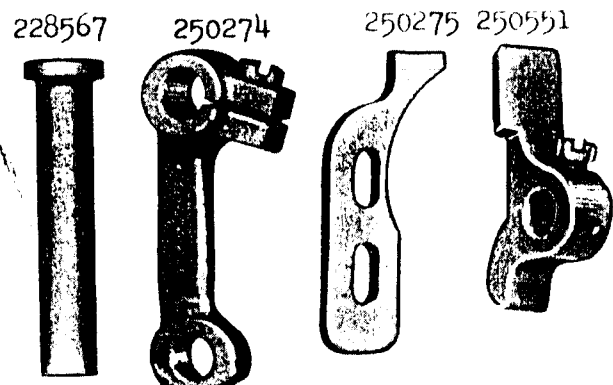
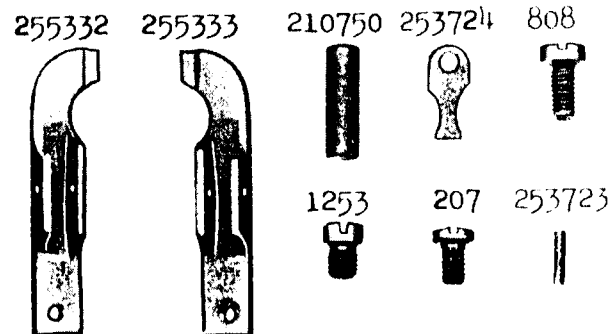

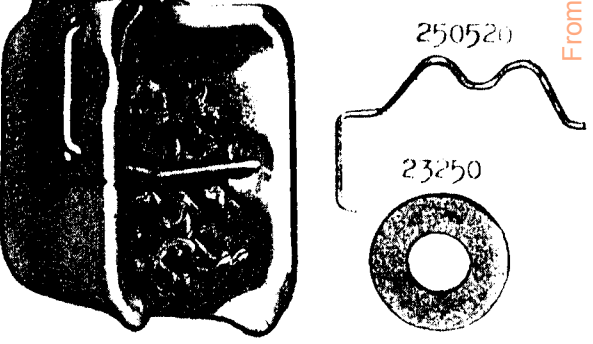
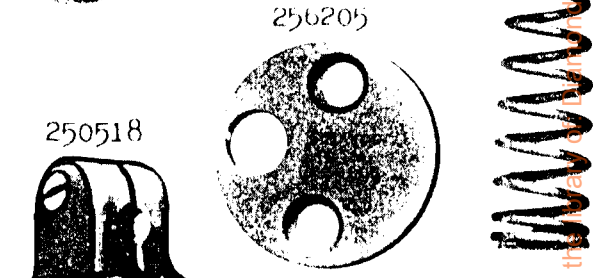
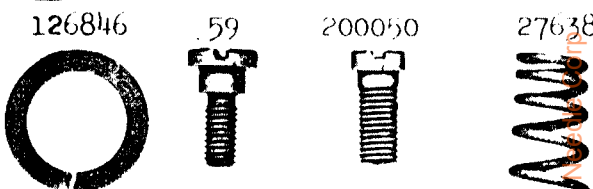
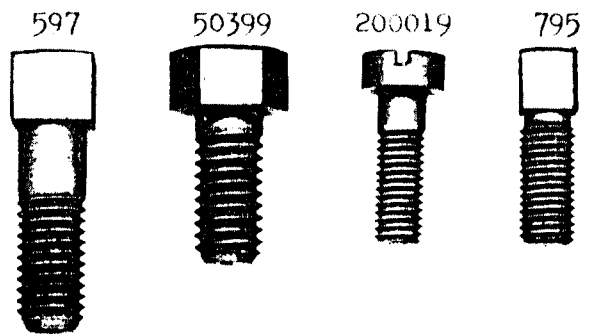


PLATE 16345 - FULL SIZE



From the file 16345

PLATE 16346 - ONE-FOURTH SIZE

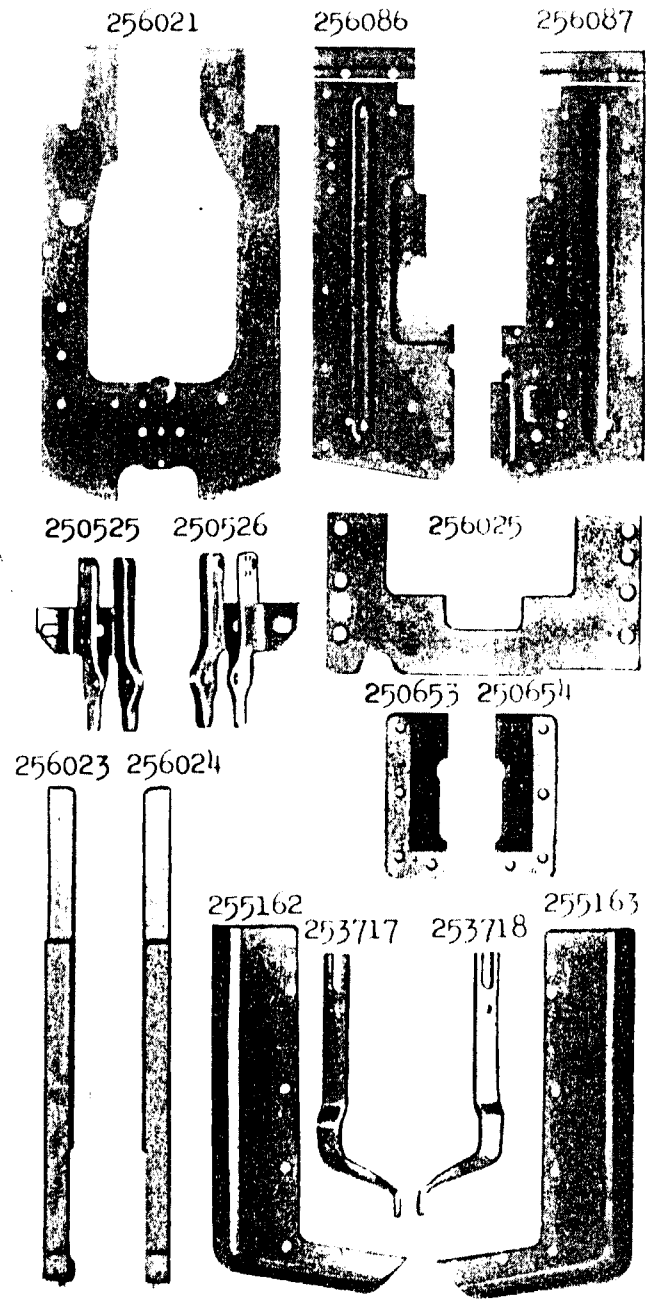
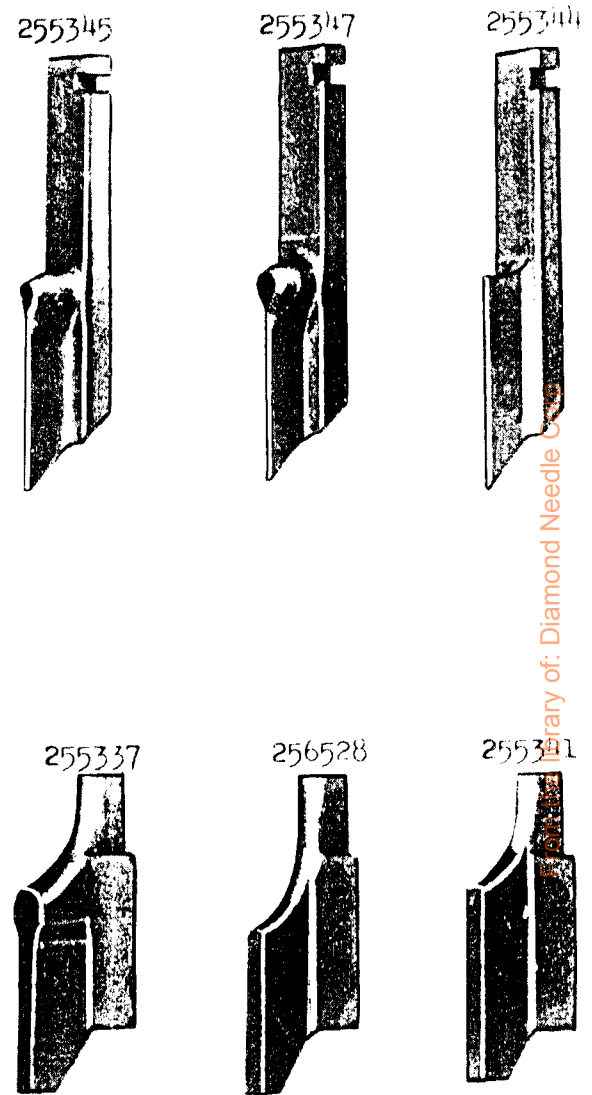


PLATE 16347 - FULL SIZE



Library of: Diamond Needle Co.